



# Office of the Sheriff St. Mary's County, Maryland



**Behavioral Health Action Team Meeting**

**March 10, 2017**



# Office of the Sheriff St. Mary's County, Maryland

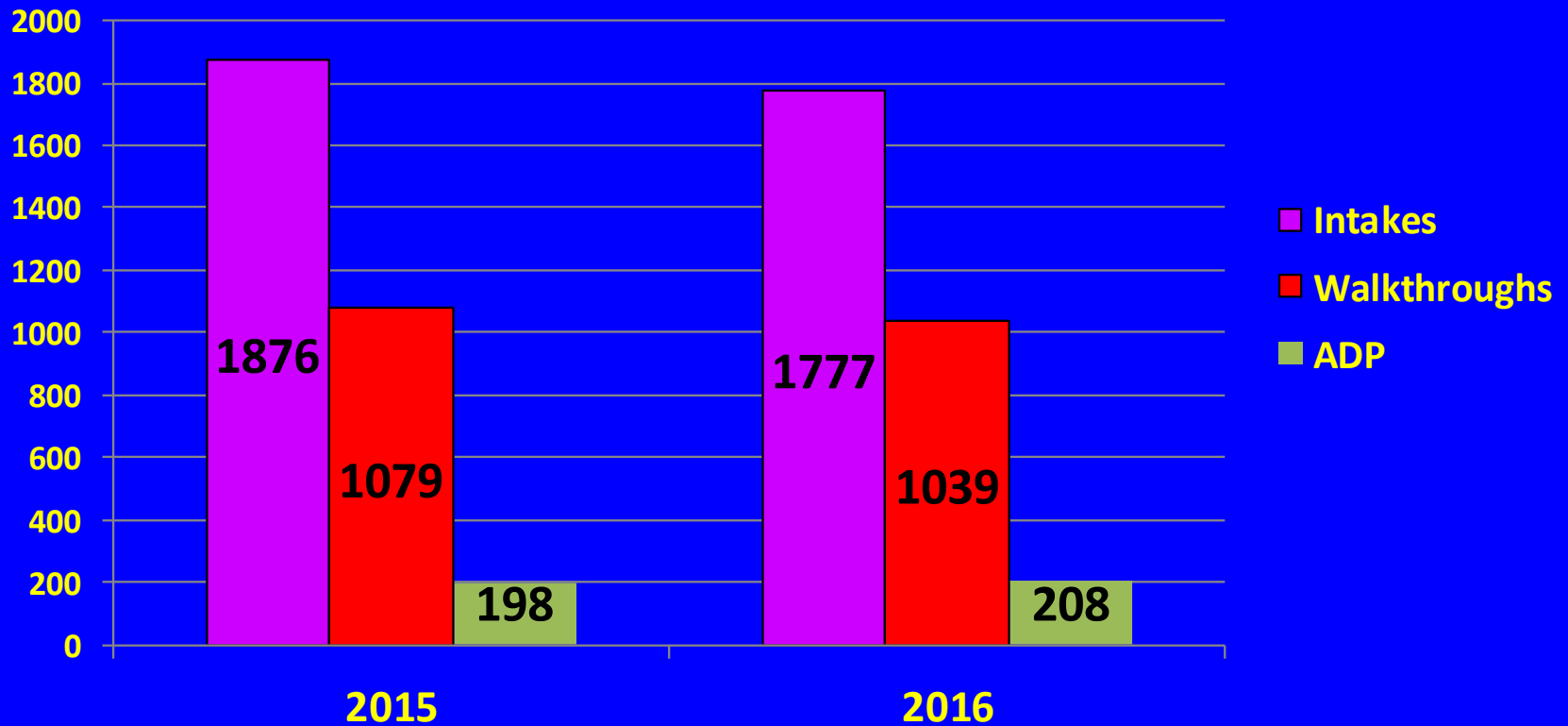




# Population Demographics



## Inmate Processing 2015 & 2016





# Deinstitutionalization



## Out of sight...

America's mentally ill held in:  
Per 100,000 adults



Source: B.E. Harcourt, "An Institutionalisation Effect"

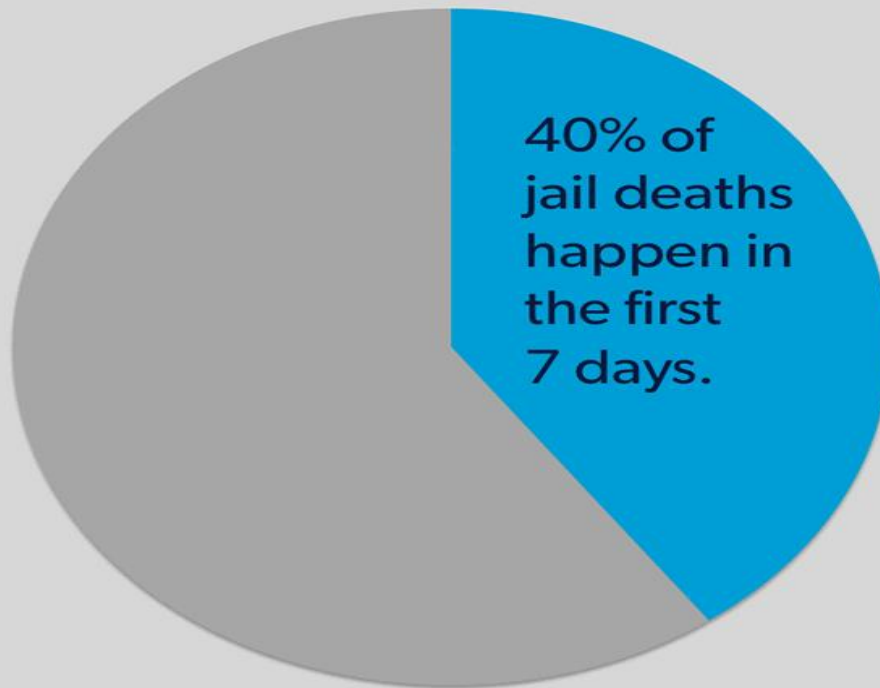




# Pretrial Facts & Information



## U.S. Jail Deaths



Bureau of Justice Statistics. Mortality in Local Jails and State Prisons, 2000–2013 - Statistical Tables.



# Mental Health Inmates

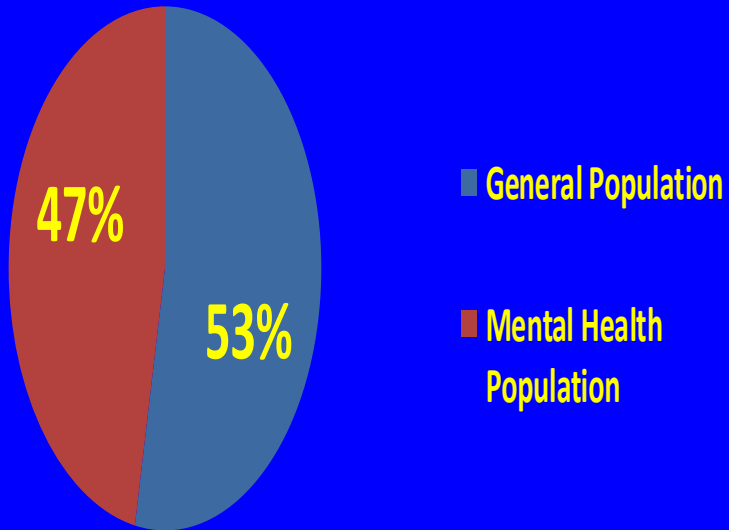
## \*Snapshot of Jail Population \*



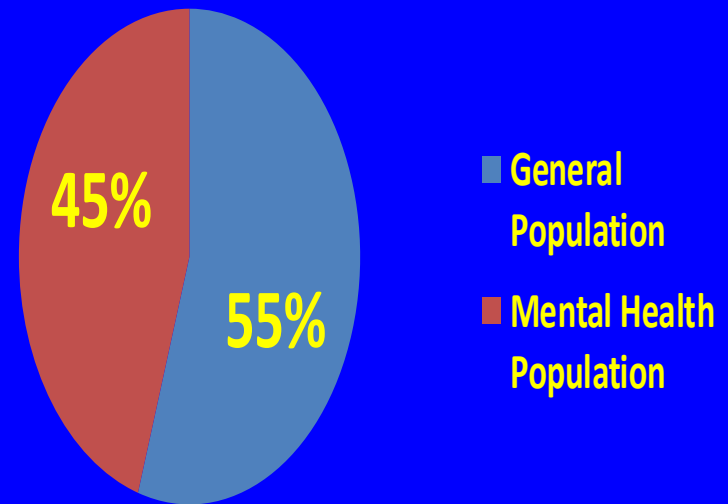
Total Inmates	General Population	Mental Health Population
243	129	114

Total Inmates	General Population	Mental Health Population
215	118	97

Snapshot June 18, 2014



Snapshot January 27, 2017





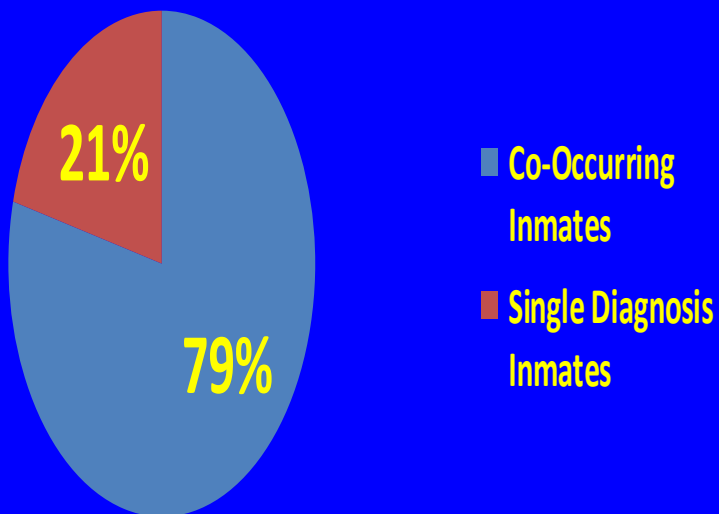
# Mental Health with Co-Occurring Disorder \*Snapshot of Jail Population\*



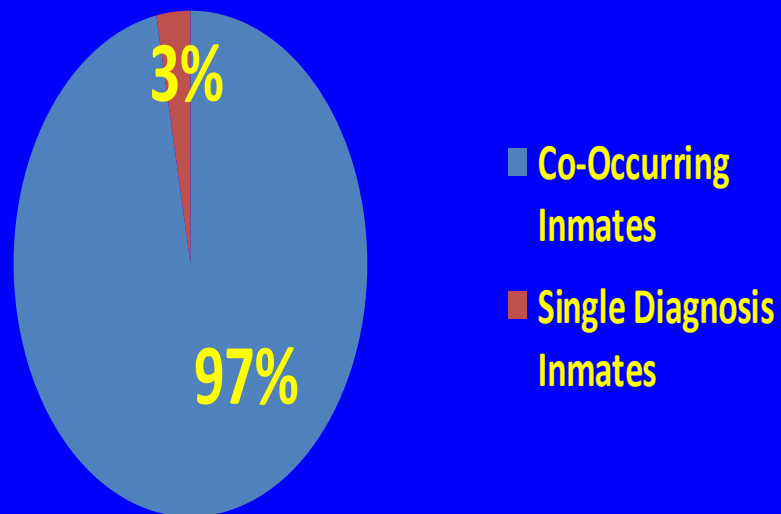
Total Mental Health Inmates 2014	Co-Occurring 2014
90	24

Total Mental Health Inmates 2017	Co-Occurring 2017
94	3

Snapshot June 18, 2014



Snapshot January 27, 2017

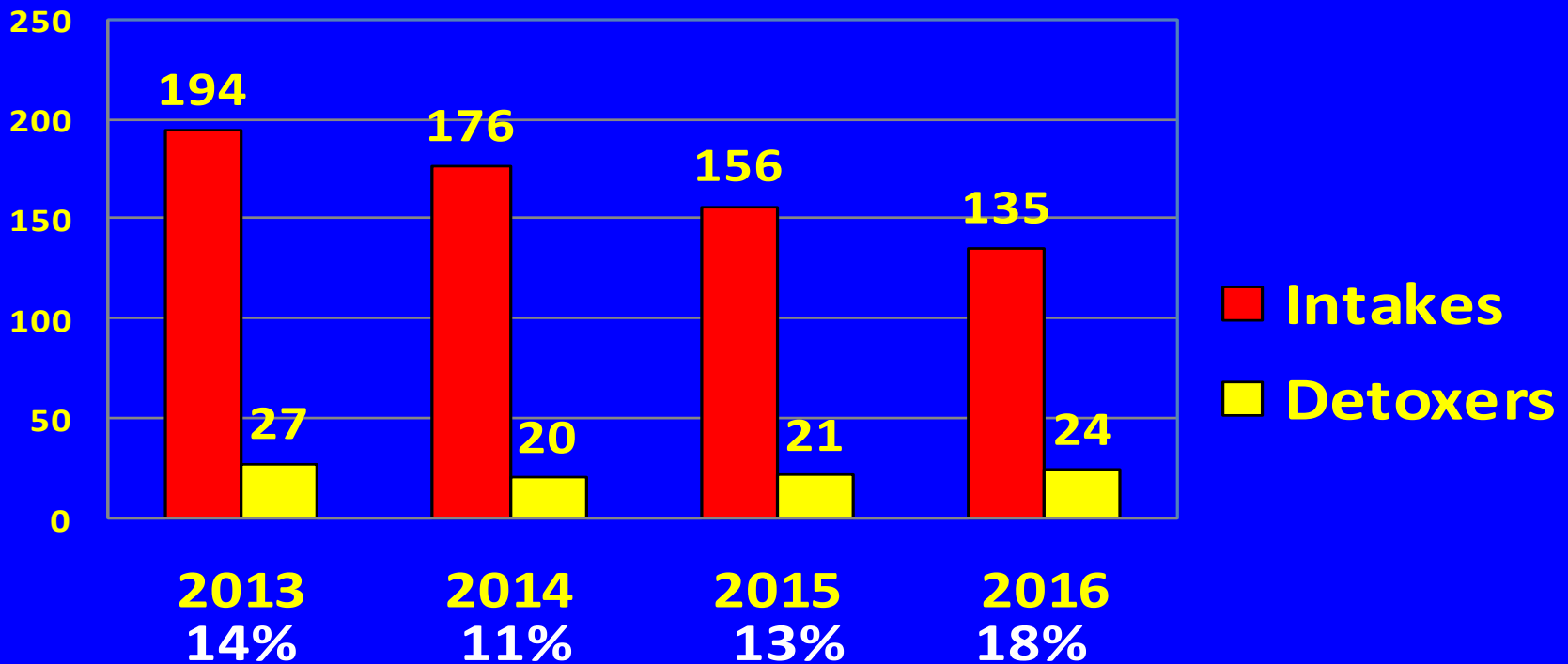




# St. Mary's County Detention Center



## AVERAGE MONTHLY INTAKES & DETOX PROTOCOL



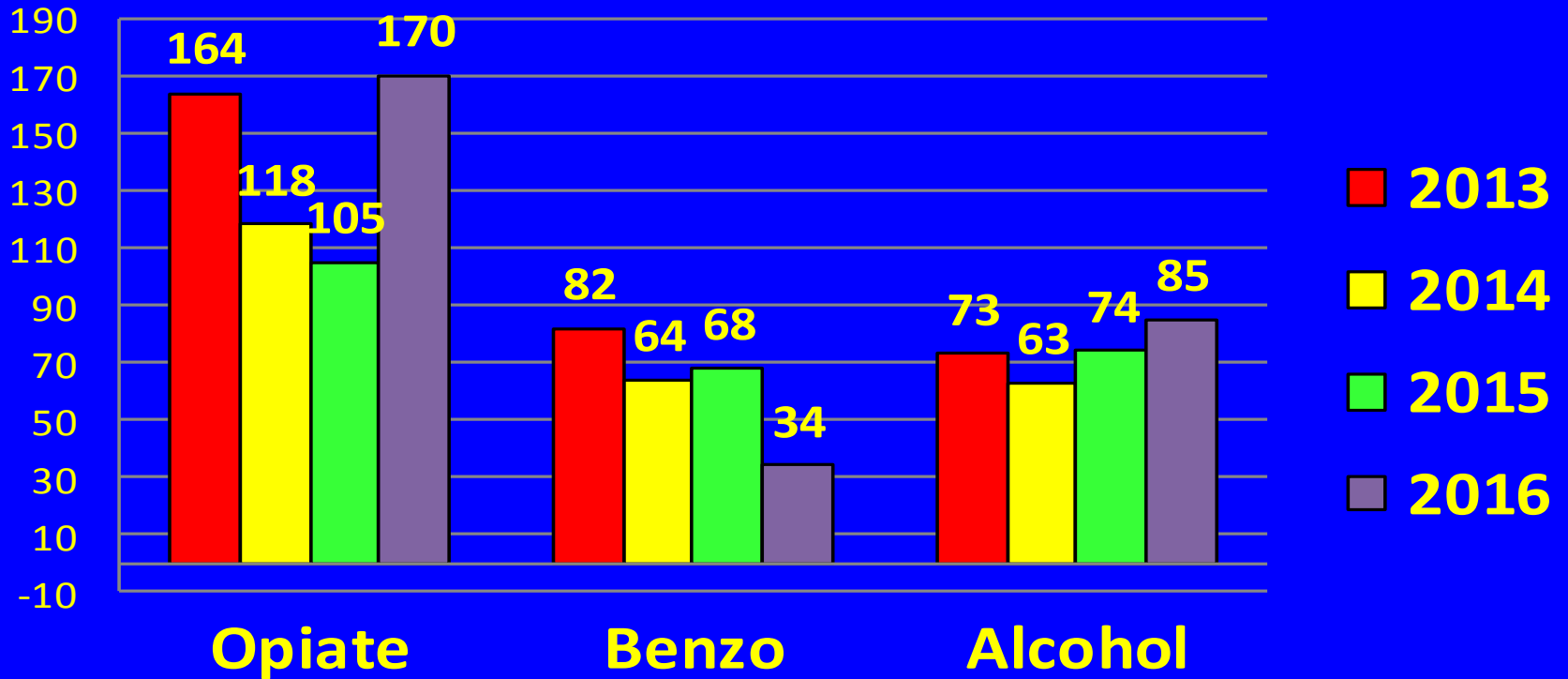




# St. Mary's County Detention Center



## Types of Detox



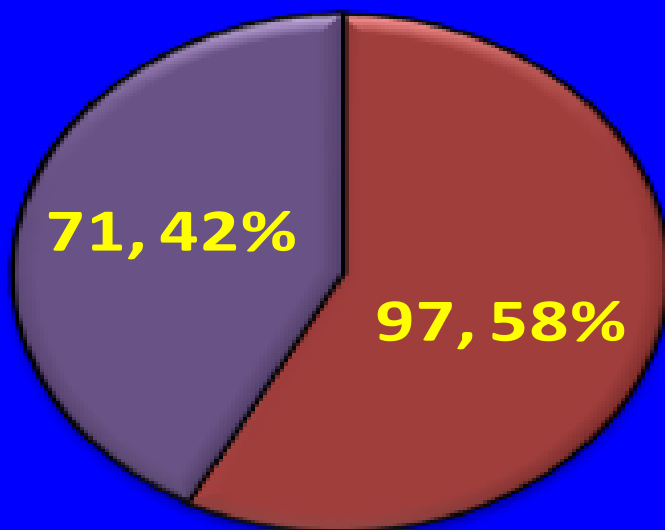


# St. Mary's County Detention Center

\* Snapshot - 3/6/2017 \*



## Total Mental Health Medication Provided



-  Mental Health Population
-  Mental Health Population on Medication

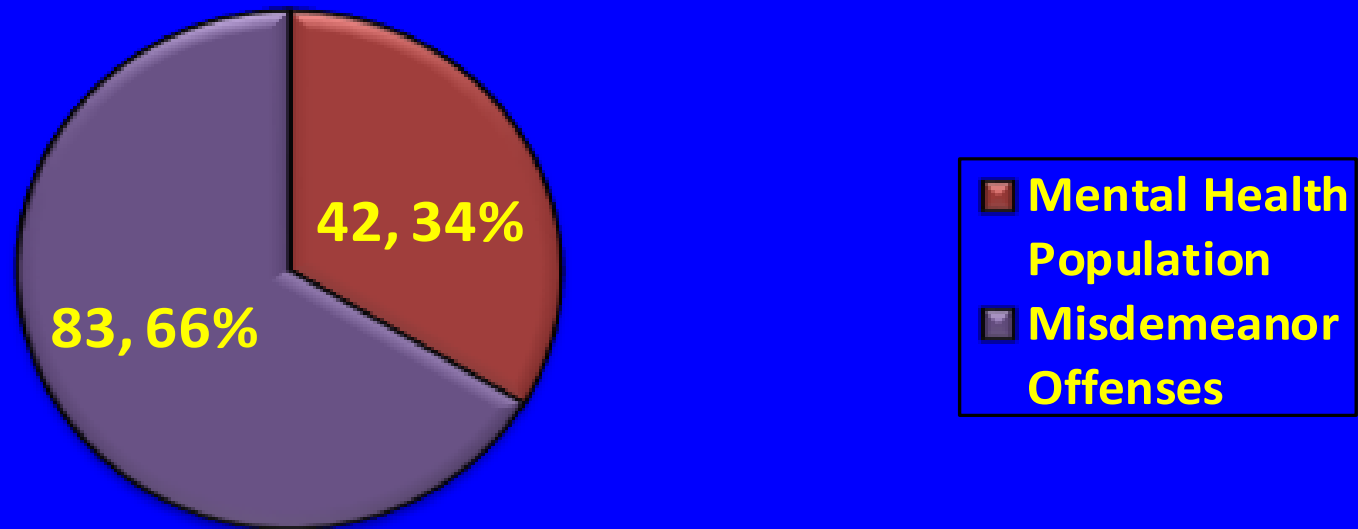
\* Snapshot - 3/6/2017 \*



# St. Mary's County Detention Center



## Total Mental Health Inmates with Misdemeanor Offenses



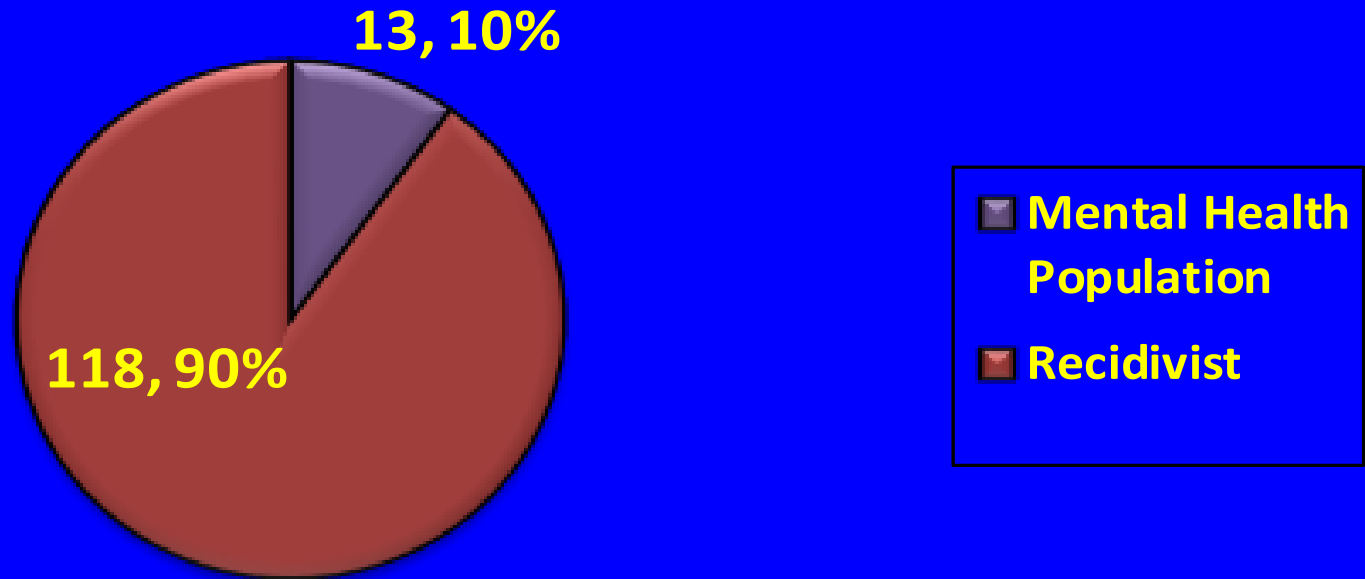
\* Snapshot - 3/6/2017 \*



# St. Mary's County Detention Center



## Total Mental Health Inmates that are Recidivist



\* Snapshot - 3/6/2017 \*



# Recidivism Demographics



Month	RECIDIVISM			
	%Convicted	%Arrest	%Convicted	%Arrest
	2015		2016	
January	17	72	14	80
February	14	69	15	71
March	14	68	21	64
April	9	67	15	76
May	13	67	20	65
June	8	77	13	74
July	19	66	20	70
August	16	63	13	70
September	16	71	12	66
October	17	76	12	74
November	20	67	16	70
December	9	71	16	62
<b>Totals</b>	<b>14</b>	<b>70</b>	<b>16</b>	<b>71</b>





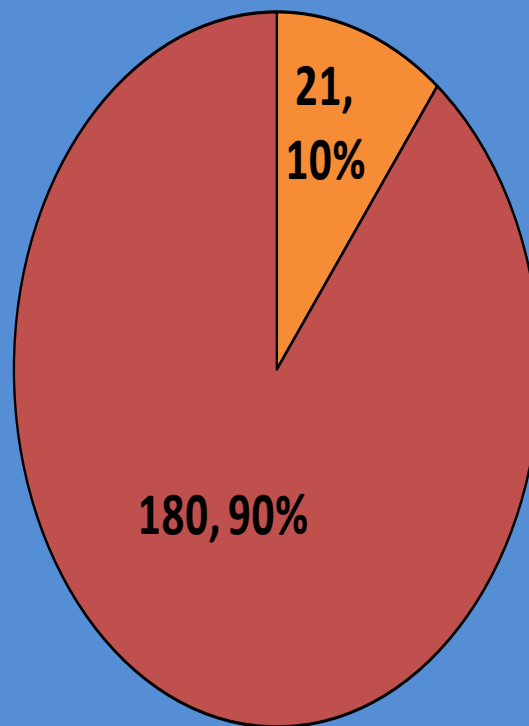
# St. Mary's County Detention Center



2015 Jail Mental Health	1st Quarter	2nd Quarter	3rd Quarter	4th Quarter	YTD
	Jan. - Mar.	Apr. - June	July - Sept.	Oct. - Dec.	Total
Number of Inmates Referred	125	85	95	85	390
Number of New Inmates Served	93	77	72	54	296
Previously Reported Inmates currently serving	68	39	47	53	207
Number of Inmates Aftercare	9	12	15	19	55
2016 Jail Mental Health	1st Quarter	2nd Quarter	3rd Quarter	4th Quarter	YTD
	Jan. - Mar.	Apr. - June	July - Sept.	Oct. - Dec.	Total
Number of Inmates Referred	168	152	141	90	551
Number of New Inmates Served	120	125	107	71	423
Previously Reported Inmates currently serving	71	76	65	55	267
Number of Inmates Aftercare	68	14	24	28	134



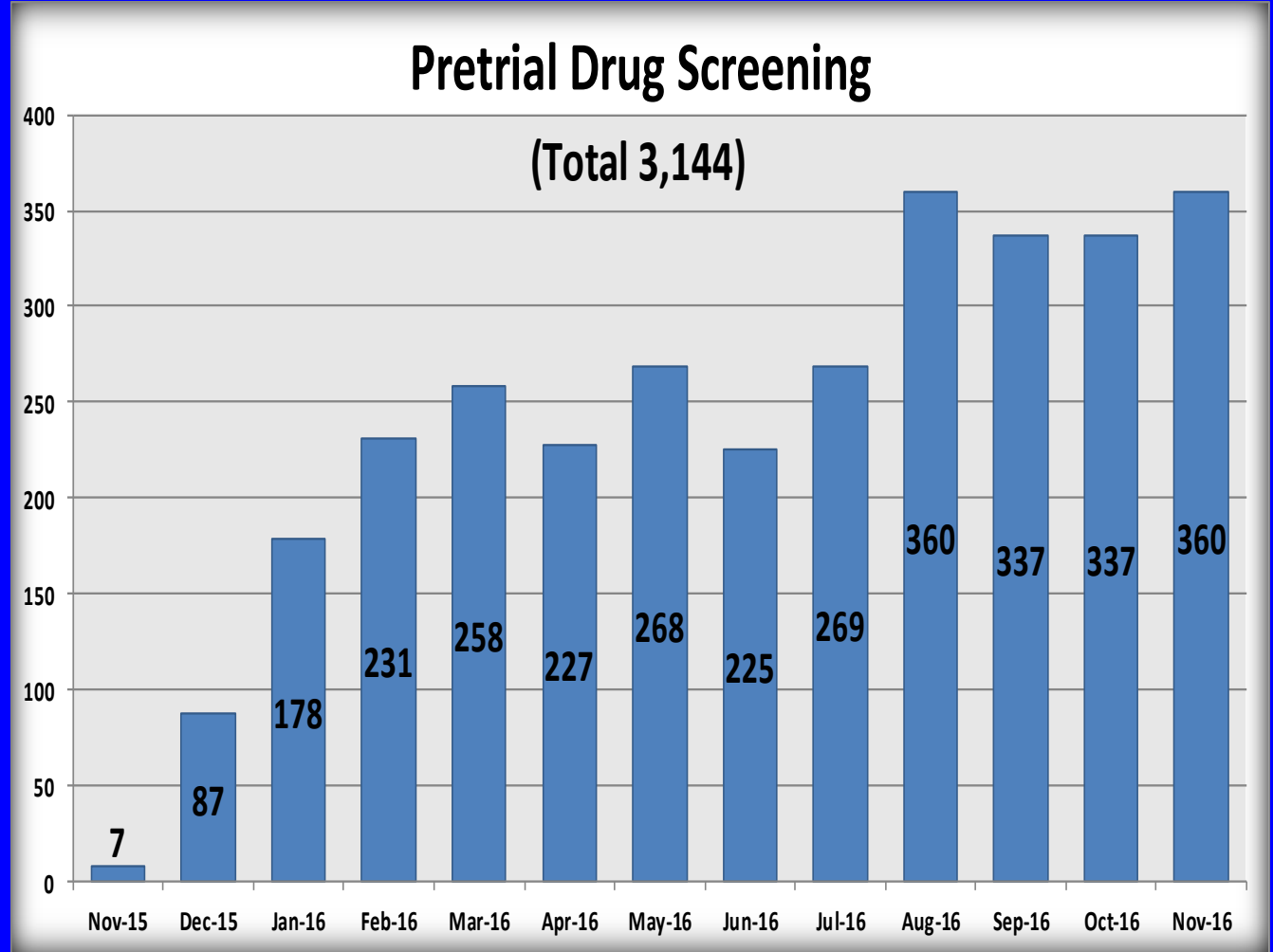
# Health Care Referrals Demographic (Nov. 2015 – Nov. 2016)



- Uninsured
- Insured



# Demographic (Nov. 2015 – Nov. 2016)

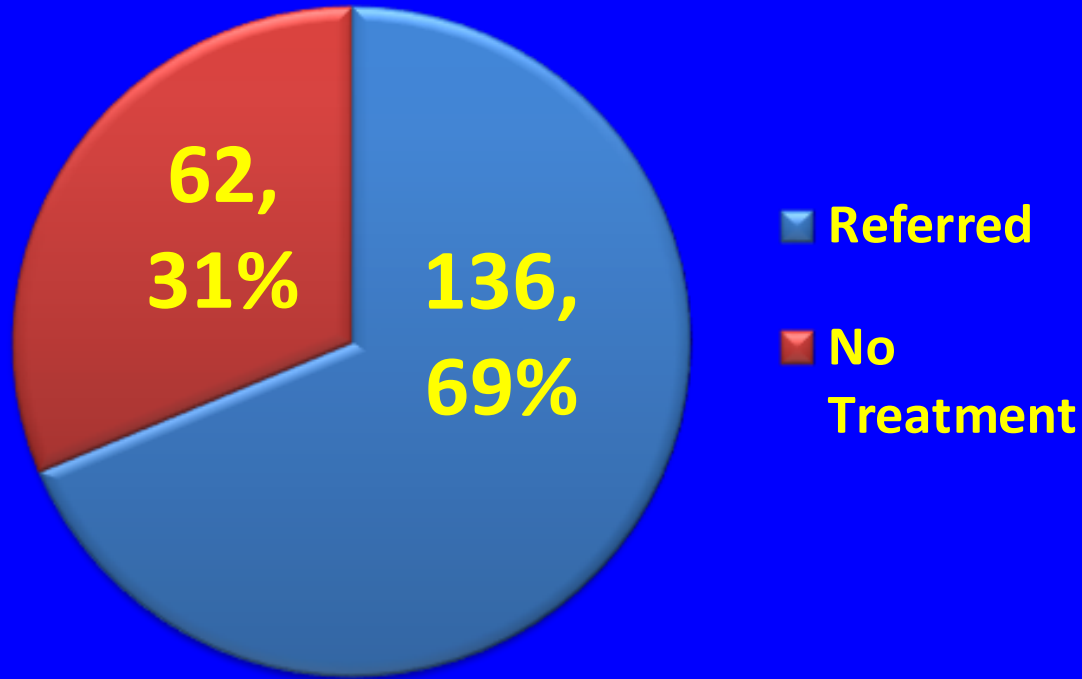


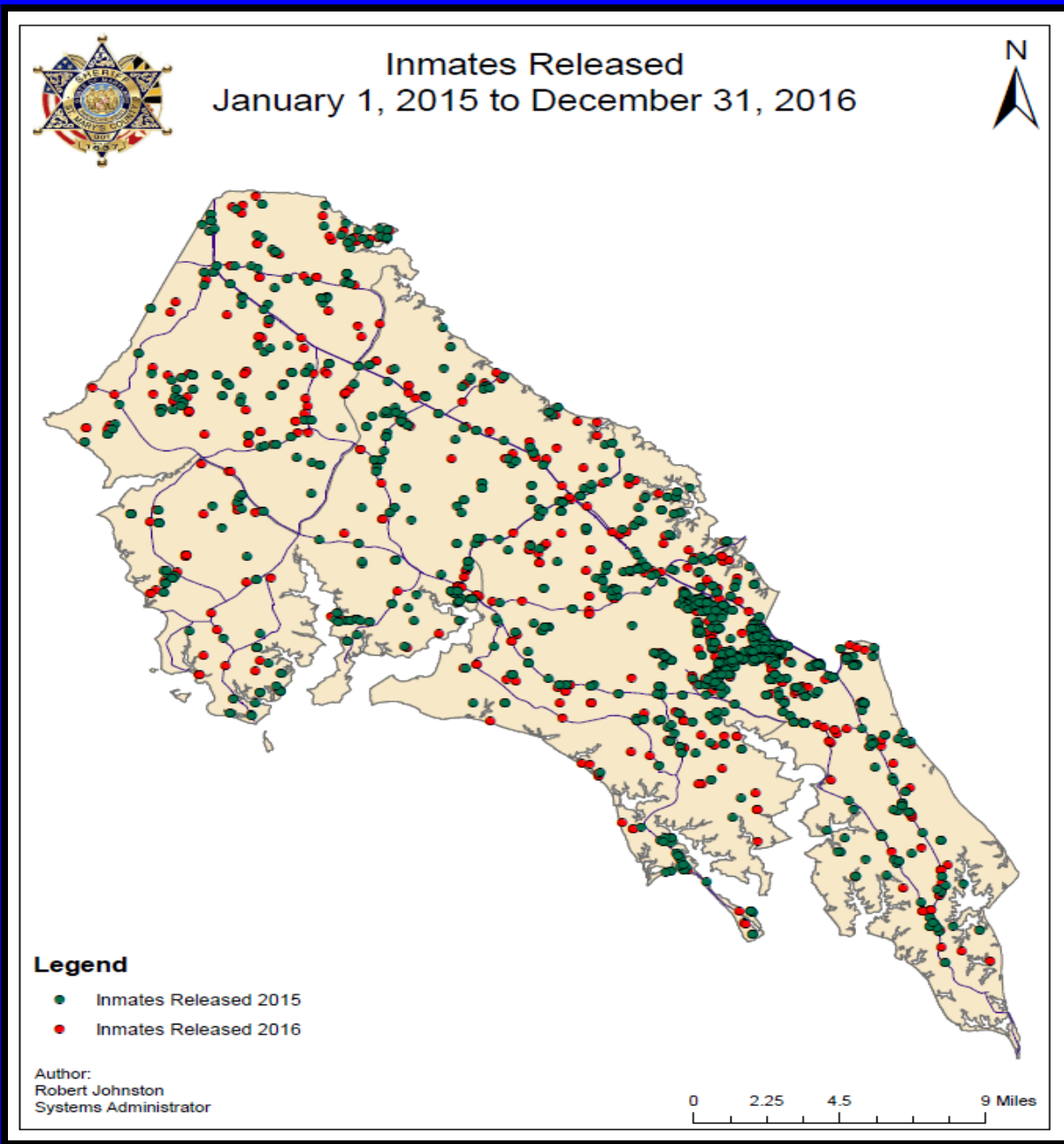


# Substance Abuse Demographic Pretrial Community (Nov. 2015 – Nov. 2016)



## Substance Abuse









# Mental Health Services & Barriers





# St. Mary's County Detention Center



## Mental Health Services:

- **Assessment**
- **Crisis intervention**
- **Psychiatric evaluation**
- **Medication management**
- **Supportive counseling**
- **Therapeutic groups to include Anger Mgmt, Men's/Women's Issues, Life Skills, Parenting, and PC Issues Group.**
- **Aftercare referral**



# St. Mary's County Detention Center



## Barriers to treatment/services in the jail:

- Lack of space to provide additional groups
- Insufficient suicide watch cell for overflow
- Very limited residential type placements for seriously mentally ill
- Jail becoming the dumping ground for those with multiple issues struggling in the community
- Not enough sober or other housing for those homeless individuals



# St. Mary's County Detention Center





# St. Mary's County Detention Center



## Ideal program would include:

- Re-entry program with more available resources
- Soft hand turn overs to those being linked with community resources
- Multi-disciplinary team meetings for key players in the community to attempt to meet the needs of those individuals with multiple needs





# St. Mary's County Detention Center



## Contact Information:

**Captain Deborah L. Diedrich, Acting Commander**

**41880 Baldrige Street**

**Leonardtown, Maryland 20650**

**301-475-4200 Ext 2242**

**[Deborah.Diedrich@stmarysmd.com](mailto:Deborah.Diedrich@stmarysmd.com)**