

Overview of SNAP in St. Mary's County

For Feed St.Mary's, Inc



Supplemental Nutrition Assistance Program SNAP

Key component of the social safety net for low income households

Administered by the US Department of Agriculture

Various food programs administered since the Great Depression

Permanent Food Stamp program enacted in 1964

Food Stamps changed to SNAP in 2008





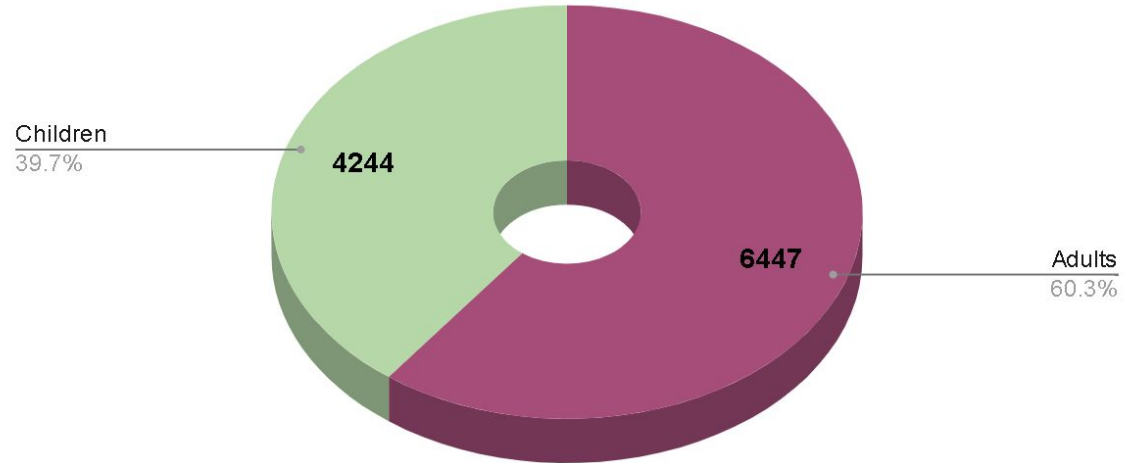
Top St Mary's Zip Codes for SNAP

		% of Total Cases
20653	Lexington Park	42%
20659	Mechanicsville	13%
20650	Leonardtwn	10%
20634	Great Mills	8%
20619	California	6%
20636	Hollywood	5%



St Mary's County Public Schools 2019: 33% of children receive Free and Reduced Meals.

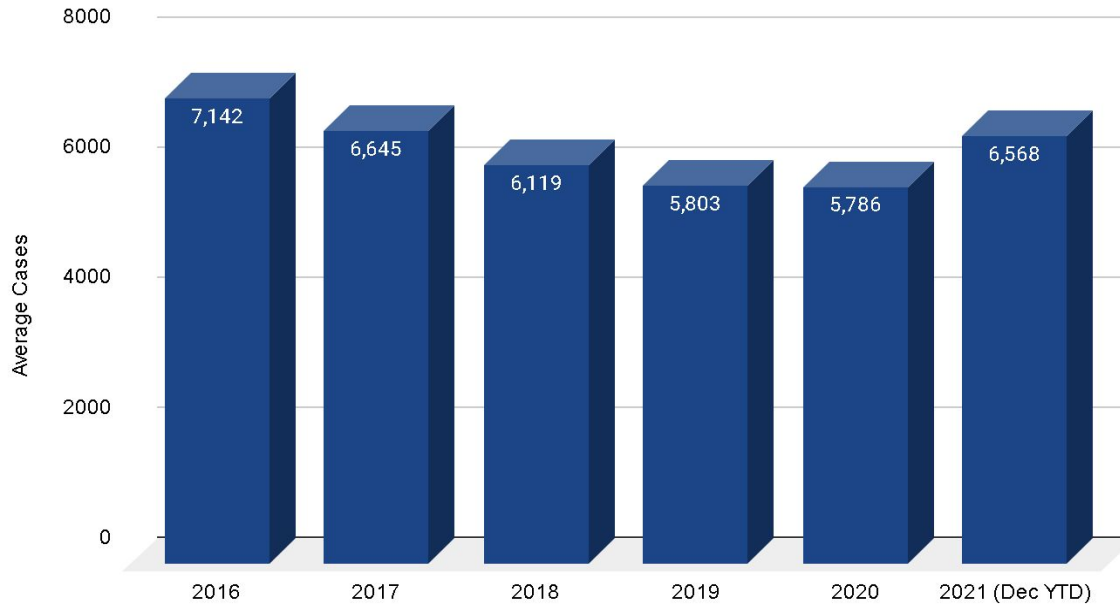
SNAP Recipient Percentage - Dec 2020





Current SNAP Program

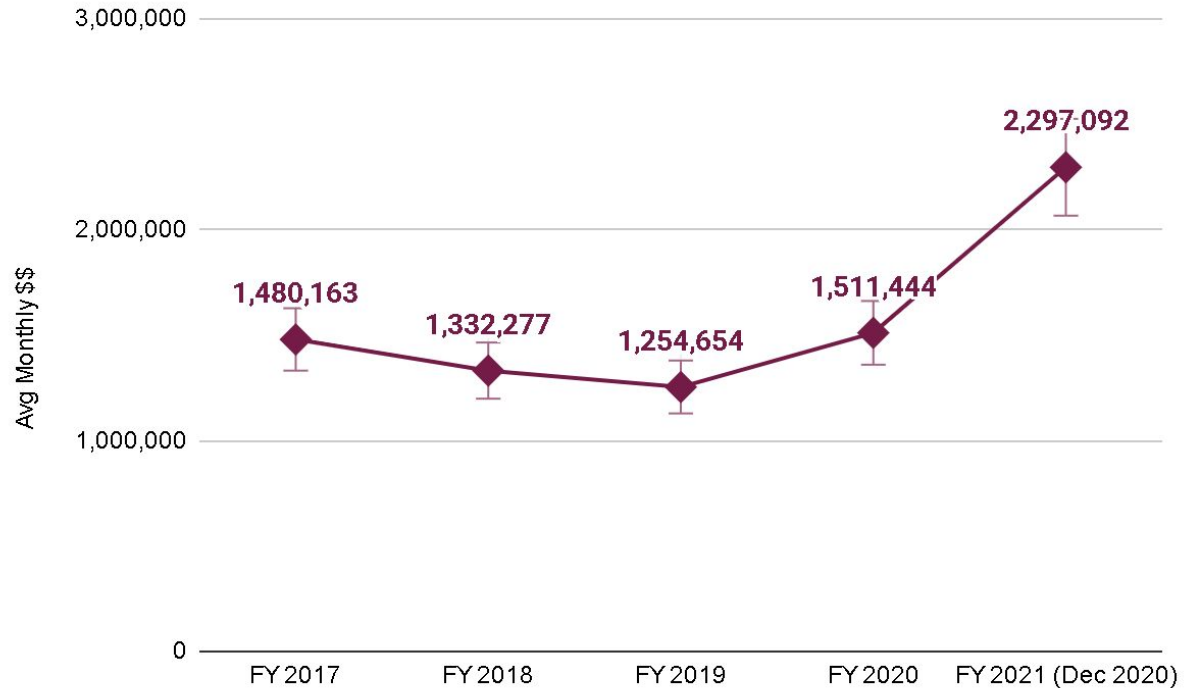
St Mary's Average SNAP Cases - by fiscal year





SNAP Return on Investment

Fiscal Year avg monthly SNAP benefits issued to St Mary's residents. Downward trend until a spike in Apr 2020 that has continued to today.





By the Numbers - Dec 2019

In St Mary's County:

72% of SNAP households have an adult who is earning a wage or is self employed.

- Approx. 25% of SNAP cases have a disabled household member



Work Program

Temporary Cash Assistance - TCA:

Federal program provides cash assistance to families with dependent children when available resources do not fully address the family's needs and while preparing program participants for independence through work.

- Must comply with work requirements to maintain eligibility.
- Education and training, work experience, disability support services, vocational training and subsidized employment are allowable core activities within the work program.



SMCDSS Employment Services

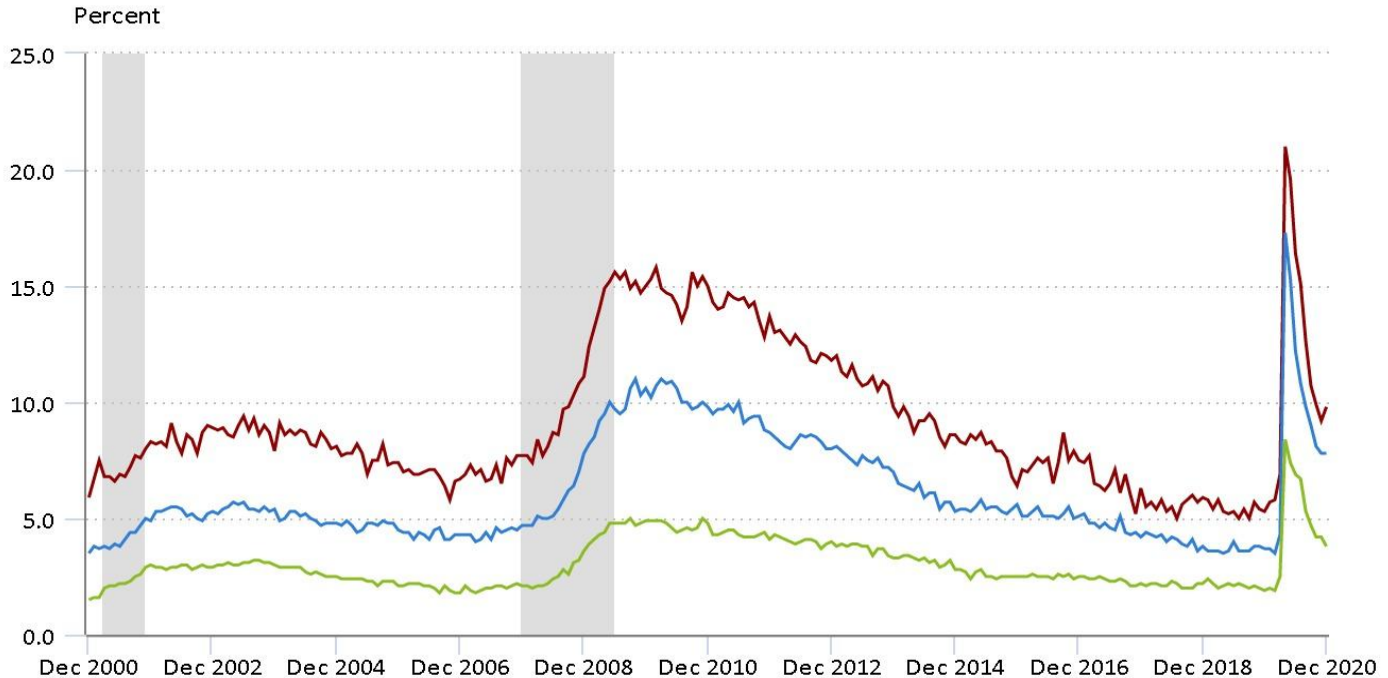
Work Program has traditionally been for Temporary Cash Assistance (TCA) Recipients (also available to SNAP recipients).

Consists of soft skills training, resume writing, finding OJT, supporting with job training programs, identifying and removing barriers to employment.



Barriers to Employment

- Less than a high school diploma
- High school graduates, no college
- Bachelor's degree and higher



Source: U.S. Bureau of Labor Statistics



Resources to Address Barriers to Employment

- Finding and paying for Child Care
- Expungement of criminal records
- Transportation needs
- Work related supplies
- Education and training
- Behavioral health
 - Partnership with Walden to support with Substance Use treatment.
 - Project with Pathways for customers who struggle with Mental Health and ongoing employment



Key Supports for TCA

Statewide Work Eligible Cases

BALTIMORE CITY	3,099
BALTIMORE COUNTY	910
PRINCE GEORGE'S CTY	556
ANNE ARUNDEL COUNTY	387
MONTGOMERY COUNTY	379
WASHINGTON COUNTY	273
ST MARY'S COUNTY	218

- Assessment, Pathways, Walden partnerships.
- DSS member of Workforce Development System (Job Source, DORs, Adult Ed).
- Significant % of customers who are working with Services, are receiving TCA or other form of Public Assistance.



Other Benefit Programs

Medical Assistance (MA)

- DSS addresses Health Connection applications and manages SSA related cases.

Temporary Disability Assistance Program (TDAP)

- Increase in monthly payment from \$215 to \$243 in FY 2021.

Emergency Assistance to Families and Children (EAFC)

- Annual budget of \$555,385 per year to St Mary's residents and landlords



Pandemic Response

Dec 2019 - Nov 2020

	Dec	Jan	Feb	Mar	Apr	May	Jun	Jul	Aug	Sep	Oct	Nov
SNAP Apps Received	407	500	330	470	1,355	476	287	247	381	408	649	386
SNAP Cases	5,535	5,471	5,379	5,491	5,880	6,431	6,820	6,947	6,830	6,617	6,043	6,401
EA Apps Received	37	43	37	20	5	9	138	67	69	106	93	57
Svc Intake Housing and Homeless Response	69	82	89	54	51	98	186	181	146	159	152	104

SMCDSS has paid out \$238,000 in emergency shelter and eviction prevention since July 2020, and has supported through a joint partnership with Three Oaks - \$150,000.