

**FY2023**

**Capital Improvement  
Budget Request and  
FY2024 – FY2028 Plan**

**CIP Project Detail Sheets**

**For**

**Planning Commission**

**3-14-2022**

**TABLE OF CONTENTS**  
**Capital Improvements Budget Request FY2023**  
**and FY2024 – FY2028 Plan**

		PAGE
	<b>REQUESTED FY2023 CAPITAL BUDGET AND FY2024 TO FY2028 PLAN</b>	1-2
	<b>DEBT CAPACITY</b>	3
<b>PROJECT#</b>	<b>PROJECT NAME</b>	
	<b><u>HIGHWAYS</u></b>	
HW-2104	County Bridge Replacement & Repair	4
HW-2205	Culvert Replacement & Repair	5
HW-1202	FDR Boulevard (MD4 to Pegg Rd.)	6
HW-2003	Neighborhood Drainage Improvements and Rehabilitation	7
HW-2103	Retrofit Sidewalk Program	8
HW-2101	Roadway & Safety Improvements	9
HW-2102	Side-Path or Bikeways	10
HW-2001	Southampton Neighborhood Revitalization	11
HW-2204	Street Lighting & Streetscape Improvements	12
HW-2108	Water Quality & Nutrient Removal	13
	<b><u>LAND CONSERVATION</u></b>	
AP-2301	Agriculture Land Preservation Programs	14
AP-2302	Rural Legacy Program	15
AP-2603	Urban Legacy Program	16
	<b><u>MARINE</u></b>	
MA-xx01	MD 249 St. George Island Shore Erosion/Flooding	17
MA-2102	Piney Point Lighthouse Museum Shore Erosion	18
MA-2103	Piney Point Road Shore Erosion	19
MA-1101	St. Jerome's Creek Jetties	20
	<b><u>PUBLIC FACILITIES</u></b>	
PF-1809	Airport Improvements	21
PF-1705	Animal Shelter	22
PF-2307	Building Maintenance and Repair Projects - Critical	23
PF-2308	Building Maintenance and Repair Projects - Programmatic	24
PF-2601	California Farmers Market	25
PF-2002	Emergency Communications Center Expansion	26
PF-1906	Fire & Rescue Revolving Loan Fund	27
PF-1904	Health Department Renovations	28
<b>PF-28xx</b>	<b>Lexington Park/Charlotte Hall Library Renovations</b>	<b>29</b>
PF-2205	Parking and Site Improvements	30
PF-1901	Public Administration Enterprise Software Upgrade	31
PF-2101	Sheriff's Headquarters Facility	32
<b>PF-2301</b>	<b>Vehicle Maintenance Facility Addition &amp; Renovation</b>	<b>33</b>

*Red highlights denote new projects in FY2023*

**TABLE OF CONTENTS**  
**Capital Improvements Budget Request FY2023**  
**and FY2024 – FY2028 Plan**

<b>PROJECT#</b>	<b>PROJECT NAME</b>	<b>PAGE</b>
	<b><u>RECREATION &amp; PARKS</u></b>	
RP-2304	Central County Park	34
RP-1601	Elms Beach Park Improvements	35
RP-2005	Myrtle Point Park	36
RP-2204	Park Land and Facility Acquisition	37
RP-2102	Park Planning Grant	38
RP-2303	Recreation Facilities and Park Improvements	39
RP-1905	Shannon Farm Property	40
RP-1901	Snow Hill Park	41
RP-1904	Sports Complex	42
RP-2104	Three Notch Trail – Phase Eight	43
RP-2004	YMCA Great Mills (previously Recreation/Community Center)	44
	<b><u>PUBLIC LANDINGS</u></b>	
PL-2101	St. Inigoes Boating Facility	45
	<b><u>PUBLIC SCHOOLS</u></b>	
<b>PS-2801</b>	<b>Benjamin Banneker Elementary School Roof Pre-Design Study</b>	<b>46</b>
PS-1804	Building Infrastructure - Critical	47
PS-1805	Building Infrastructure - Programmatic	48
PS-2203	Chopticon High School - HVAC Systemic Renovation	49
PS-2701	Dr. James A. Forrest Career & Technology Center Video Studio Renovation Design	50
PS-2103	Great Mills High School - Partial Roof Replacement	51
PS-2301	Green Holly Elementary School - Roof/HVAC Systemic Renovation	52
PS-2702	Leonardtown High School - HVAC Pre-Design Study	53
PS-2101	Lettie Marshall Dent Elementary School - Modernization	54
PS-2601	Lexington Park Elementary School - Roof Replacement	55
PS-2001	Mechanicsville Elementary School - Limited Renovation	56
PS-2201	Piney Point Elementary School - HVAC Systemic Renovation	57
PS-1403	Relocatables for Various Sites	58
PS-2602	Ridge Elementary School - HVAC Systemic Renovation	59
PS-2104	Town Creek Elementary School – HVAC Systemic Renovation	60
<b>PS-2802</b>	<b>Town Creek Elementary School - Roof Pre-Design Study</b>	<b>61</b>

*Red highlights denote new projects in FY2023*

# RECOMMENDED 2023 CAPITAL BUDGET AND FY2024 TO FY2028 PLAN

PROJECT#	CAPITAL PROJECT	← Approved 5-Year Capital Plan →					
		FY2023 Total	FY2024 Total	FY2025 Total	FY2026 Total	FY2027 Total	FY2028 Total
<b>HIGHWAYS</b>							
HW-2104	County Bridge Replacement & Repair	400,000	375,000	325,000	325,000	275,000	275,000
HW-2205	Culvert Replacement & Repair	500,000	500,000	500,000	500,000	500,000	500,000
HW-1202	FDR Boulevard Extended (MD 4 to Pegg Rd) Neighborhood Drainage Improvements and Rehabilitation	12,776,000	0	0	0	0	0
HW-2003	Rehabilitation	500,000	100,000	100,000	100,000	100,000	100,000
HW-2103	Retrofit Sidewalk Program	300,000	300,000	300,000	300,000	300,000	300,000
HW-2101	Roadway & Safety Improvements	4,200,000	4,000,000	4,000,000	4,000,000	4,000,000	4,000,000
HW-2102	Side-Path or Bikeways	20,000	0	0	0	0	0
HW-2001	Southampton Neighborhood Revitalization	2,618,200	0	2,693,120	0	2,510,880	0
HW-2204	Street Lighting & Streetscape Improvements	0	7,500	52,500	7,500	52,500	7,500
HW-2108	Water Quality & Nutrient Removal	380,000	230,000	230,000	230,000	230,000	230,000
<b>Total Highways</b>		<b>21,694,200</b>	<b>5,512,500</b>	<b>8,200,620</b>	<b>5,462,500</b>	<b>7,968,380</b>	<b>5,412,500</b>
<b>LAND CONSERVATION</b>							
AP-2301	Agricultural Land Preservation Programs	3,333,333	2,500,000	2,500,000	2,500,000	2,500,000	2,500,000
AP-2302	Rural Legacy Program	4,200,000	3,000,000	3,000,000	3,000,000	3,000,000	3,000,000
AP-2603	Urban Legacy Program	0	0	0	1,100,000	0	0
<b>Total Land Conservation</b>		<b>7,533,333</b>	<b>5,500,000</b>	<b>5,500,000</b>	<b>6,600,000</b>	<b>5,500,000</b>	<b>5,500,000</b>
<b>MARINE</b>							
MA-1101	St. Jerome's Creek Jetties	0	716,000	6,051,500	6,051,500	0	0
<b>Total Marine</b>		<b>0</b>	<b>716,000</b>	<b>6,051,500</b>	<b>6,051,500</b>	<b>0</b>	<b>0</b>
<b>PUBLIC FACILITIES</b>							
PF-1809	Airport Improvements	2,155,000	3,000,000	5,000,000	3,000,000	0	0
PF-1705	Animal Shelter New Building	100,000	0	0	0	0	0
PF-2307	Building Maintenance & Repairs - Critical	418,000	435,000	400,000	405,000	395,000	395,000
PF-2308	Building Maintenance & Repairs-Programmatic	400,000	400,000	400,000	400,000	400,000	400,000
PF-2601	California Farmers Market	0	0	0	200,000	0	0
PF-2002	Emergency Communications Center Exp	1,634,950	0	0	0	0	0
PF-1906	Fire and Rescue Revolving Loan Fund	0	0	0	500,000	400,000	0
PF-28xx	Lexington Park/Charlotte Hall Library Renovations	0	0	0	0	0	4,569,644
PF-2205	Parking & Site Improvements	60,000	60,000	60,000	60,000	60,000	60,000
PF-1901	Public Administration Enterprise Software Upgrade	54,000	0	0	0	0	0
PF-2101	Sheriff's Headquarters Facility	710,925	8,803,100	910,925	24,465,155	0	0
PF-23xx	Renovation	85,000	0	0	0	0	0
<b>Total Public Facilities</b>		<b>5,617,875</b>	<b>12,698,100</b>	<b>6,770,925</b>	<b>29,030,155</b>	<b>1,255,000</b>	<b>5,424,644</b>
<b>PUBLIC LANDINGS</b>							
PL-2101	St. Inigoes Boating Facility	355,000	0	0	0	0	0
<b>Total Land Conservation</b>		<b>355,000</b>	<b>0</b>	<b>0</b>	<b>0</b>	<b>0</b>	<b>0</b>
<b>RECREATION &amp; PARKS</b>							
RP-2304	Central County Park	350,000	0	0	0	0	0
RP-1601	Elms Beach Park Improvements	1,156,275	0	0	0	0	0
RP-2005	Myrtle Point Park	0	125,000	0	0	0	0
RP-2204	Park Land and Facility Acquisition	930,000	180,000	180,000	180,000	180,000	180,000
RP-2102	Park Planning Grant	25,000	25,000	25,000	25,000	25,000	25,000
RP-2303	Recreation Facility & Park Improvements	1,650,000	1,650,000	1,650,000	1,650,000	1,650,000	1,650,000
RP-1905	Shannon Farm Property	4,243,000	0	0	0	0	0
RP-1901	Snow Hill Park	1,500,000	0	0	0	0	0
RP-2104	Three Notch Trail - Phase Eight	0	0	0	5,100,000	0	0
RP-2004	YMCA Great Mills	581,000	0	15,800,000	0	0	0
<b>Total Recreation and Parks</b>		<b>10,435,275</b>	<b>1,980,000</b>	<b>17,655,000</b>	<b>6,955,000</b>	<b>1,855,000</b>	<b>1,855,000</b>

# RECOMMENDED 2023 CAPITAL BUDGET AND FY2024 TO FY2028 PLAN

PROJECT#	CAPITAL PROJECT	← Approved 5-Year Capital Plan →					FY2028 Total
		FY2023 Total	FY2024 Total	FY2025 Total	FY2026 Total	FY2027 Total	
<b>PUBLIC SCHOOLS</b>							
PS-2801	Benjamin Banneker ES Roof Pre-Design Study	0	0	0	0	0	40,000
PS-1804	Building Infrastructure - Critical	1,167,000	868,000	386,000	360,000	964,000	887,000
PS-1805	Building Infrastructure - Programmatic	691,000	480,000	775,000	885,000	889,000	568,000
PS-2203	Chopticon HS HVAC Systemic Renovation	0	0	1,112,000	13,042,000	8,320,000	3,971,000
PS-2701	Dr. James A. Forrest Career & Technology Study	0	0	0	0	25,000	0
PS-2103	Great Mills HS Partial Roof Replacement	1,500,000	9,330,000	0	0	0	0
PS-2301	Green Holly ES Roof/HVAC Systemic Renovation	59,000	1,250,000	9,224,000	0	0	0
PS-2702	Leonardtown HS - HVAC Pre-Design Study Lettie Marshall Dent ES Addition, HVAC/	0	0	0	0	75,000	0
PS-2101	Elec/Tank	7,274,000	1,859,000	0	0	0	0
PS-2601	Lexington Park ES Roof Replacement	0	0	0	40,000	0	0
PS-2001	Mechanicsville ES - Limited Renovation	2,862,000	0	0	0	0	0
PS-2201	Piney Point ES HVAC Systemic Renovation	501,000	4,848,000	498,000	0	0	0
PS-1403	Relocatables for Various Sites	385,000	385,000	0	0	0	0
PS-2602	Ridge ES HVAC Systemic Renovation	0	0	0	40,000	0	0
PS-2104	Town Creek ES HVAC Systemic Renovation	4,276,000	0	0	0	0	0
PS-2802	Town Creek ES Roof Pre-Design Study	0	0	0	0	0	40,000
<b>Total Public Schools</b>		<b>18,715,000</b>	<b>19,020,000</b>	<b>11,995,000</b>	<b>14,367,000</b>	<b>10,273,000</b>	<b>5,506,000</b>

<b>TOTAL</b>	<b>\$64,350,683</b>	<b>\$45,426,600</b>	<b>\$56,173,045</b>	<b>\$68,466,155</b>	<b>\$26,851,380</b>	<b>\$23,698,144</b>
--------------	---------------------	---------------------	---------------------	---------------------	---------------------	---------------------

### Capital Project Summary - By Type


Highways	21,694,200	5,512,500	8,200,620	5,462,500	7,968,380	5,412,500
Land	7,533,333	5,500,000	5,500,000	6,600,000	5,500,000	5,500,000
Marine	0	716,000	6,051,500	6,051,500	0	0
Public Facilities	5,617,875	12,698,100	6,770,925	29,030,155	1,255,000	5,424,644
Recreation and Parks	10,435,275	1,980,000	17,655,000	6,955,000	1,855,000	1,855,000
Public Landing	355,000	0	0	0	0	0
Public Schools	18,715,000	19,020,000	11,995,000	14,367,000	10,273,000	5,506,000
<b>Total</b>	<b>\$64,350,683</b>	<b>\$45,426,600</b>	<b>\$56,173,045</b>	<b>\$68,466,155</b>	<b>\$26,851,380</b>	<b>\$23,698,144</b>

### Capital Project Summary - By Source of Funds

State/Federal	16,143,000	15,584,400	18,689,500	23,419,500	7,770,000	4,955,000
Impact Fees - Schools	385,000	385,000	0	0	0	0
Impact Fees -Roads	600,000	0	0	0	0	0
Impact Fees - Parks	50,000	125,000	100,000	100,000	0	0
Transfer Taxes	11,000,000	8,000,000	8,000,000	8,000,000	8,000,000	8,000,000
Ag/Recordation	750,000	550,000	550,000	550,000	550,000	550,000
Ag/Transfer	40,000	50,000	50,000	50,000	50,000	50,000
Forestation/Critical Area/Private	0	0	5,000,000	0	0	0
Pay-Go	13,036,742	0	0	0	0	0
Bonds	22,345,941	20,732,200	23,783,545	36,346,655	10,481,380	10,143,144
<b>Total</b>	<b>\$64,350,683</b>	<b>\$45,426,600</b>	<b>\$56,173,045</b>	<b>\$68,466,155</b>	<b>\$26,851,380</b>	<b>\$23,698,144</b>

DEBT CAPACITY - CSMC


Fiscal Year	2021	2022	2023	2024	2025	2026	2027	2028
Real Property/Assessable Base 2-2022 % increase	12,883,034,324 2.7%	13,297,426,699 3.2%	13,831,782,594 4.0%	14,288,231,420 3.3%	14,759,743,056 3.3%	15,246,814,577 3.3%	15,749,959,458 3.3%	16,269,708,120 3.3%
Personal Property & Utilities Assessment 11-2021 % increase	313,191,000 3.0%	321,095,000 2.5%	320,785,000 -0.1%	326,559,130 1.8%	332,437,194 1.8%	338,421,064 1.8%	344,512,643 1.8%	350,713,871 1.8%
Legal Debt Limit - 3.15% County - 60% 2021 Legislation - ch. 510 - rate 1.89%	243,489,349	251,321,365	261,420,691	270,047,574	278,959,144	288,164,796	297,674,234	307,497,483
Personal Property & Utilities 5%	15,659,550	16,054,750	16,039,250	16,327,957	16,621,860	16,921,053	17,225,632	17,535,694
<b>Total Limit - 1.89% and 5%</b>	<b>259,148,899</b>	<b>267,376,115</b>	<b>277,459,941</b>	<b>286,375,530</b>	<b>295,581,003</b>	<b>305,085,849</b>	<b>314,899,866</b>	<b>325,033,177</b>
Potential Borrowing - County	-	-	30,000,000	25,000,000	25,000,000	30,000,000	20,000,000	-
Calculations based on potential borrowing								
Outstanding Debt - County Audit	134,791,575	124,691,113	146,210,650	161,304,715	176,633,814	197,094,908	206,090,805	193,918,760
Total Debt - County	134,791,575	124,691,113	146,210,650	161,304,715	176,633,814	197,094,908	206,090,805	193,918,760
<b>Outstanding Debt as % of Base</b>	<b>1.02%</b>	<b>0.92%</b>	<b>1.03%</b>	<b>1.10%</b>	<b>1.17%</b>	<b>1.26%</b>	<b>1.28%</b>	<b>1.17%</b>
<b>Debt Margin</b>	<b>124,357,324</b>	<b>142,685,002</b>	<b>131,249,291</b>	<b>125,070,815</b>	<b>118,947,189</b>	<b>107,990,941</b>	<b>108,809,061</b>	<b>131,114,417</b>
20 years, 3% County PRINCIPAL	8,796,461	10,100,462	8,480,463	9,905,935	9,670,901	9,538,906	11,004,103	12,172,045
INTEREST	3,806,932	4,520,741	4,694,389	5,227,256	5,596,799	5,983,936	6,298,734	6,129,618
Total debt service	12,603,393	14,621,203	13,174,852	15,133,191	15,267,700	15,522,842	17,302,837	18,301,663
Approved Bond Authority \$99,124,310 after sale 5-11-2021	50,418,747	26,359,622	22,345,941					
Bonds Unissued - beginning of year	48,813,472	50,418,747	76,778,369	69,124,310	64,856,510	63,640,055	69,986,710	60,468,090
Borrowing - Estimated each year	(30,000,000)	-	(30,000,000)	(25,000,000)	(25,000,000)	(30,000,000)	(20,000,000)	-
Adjustments to current unexpended (i.e. FINXX) through 1-31-2022	(2,236,130)	850,890						
Premium from Bond Sale	(4,068,593)							
<b>GOB 2-15-2022</b>	<b>37,909,998</b>	<b>25,508,732</b>	<b>22,345,941</b>	<b>20,792,200</b>	<b>23,783,545</b>	<b>36,346,655</b>	<b>10,481,380</b>	<b>10,143,144</b>
New Bonds Unissued	50,418,747	76,778,369	69,124,310	64,856,510	63,640,055	69,986,710	60,468,090	70,611,234
Prior Outstanding Debt	113,588,015	134,791,575	124,691,113	146,210,650	161,304,715	176,633,814	197,094,908	206,090,805
Plus New Debt	30,000,000	-	30,000,000	25,000,000	25,000,000	30,000,000	20,000,000	-
Less Principal Payments	(8,796,440)	(10,100,462)	(8,480,463)	(9,905,935)	(9,670,901)	(9,538,906)	(11,004,103)	(12,172,045)
Outstanding Debt	134,791,575	124,691,113	146,210,650	161,304,715	176,633,814	197,094,908	206,090,805	193,918,760
General Fund Operating Budget - Revenues -Recurring	248,250,005	277,779,062	284,140,019	280,236,253	287,549,491	295,061,075	302,776,490	310,345,902
Percent Increase/Change	0.2%	11.9%	2.3%	-1.4%	2.6%	2.6%	2.6%	2.5%
<b>Debt Service</b>	<b>12,603,393</b>	<b>14,621,203</b>	<b>13,174,852</b>	<b>15,133,191</b>	<b>15,267,700</b>	<b>15,522,842</b>	<b>17,302,837</b>	<b>18,301,663</b>
<b>Debt Service as % of Total Revenues</b> Policy Limit = 10%	<b>5.08%</b>	<b>5.26%</b>	<b>4.64%</b>	<b>5.40%</b>	<b>5.31%</b>	<b>5.26%</b>	<b>5.71%</b>	<b>5.90%</b>

<b>Project Title</b> County Bridge Replacement & Repair	<b>Project Number</b> HW-2104	<b>Classification</b> Highways
<b>Project Description</b> Design, replace, rehabilitate, inspect, County Bridges throughout the County's Highway Maintenance Road Network. Project is created to cover bridge or bridge like structures that do not qualify for Federal Bridge Inspections due to the short span. Approved monies will be utilized to address the County's consultant recommendations for structural repair and maintenance based on their Bridge Inspection Reports. Repairs may include replacement of decking, safety railings, pilings, structural beams and bulkheads. Construction is anticipated for replacement/repair projects, including but not limited to Busy Corner Road and Manor Road. Also, will require setting up a database by consultants of countywide culverts and their conditions to allow for annual programs to replace or repair those with highest priority as necessary. The Asset Management Division would maintain the database once created. NOTE: There are many bridge like structures that are the responsibility of County to inspection and maintain. The "Assessment" Appropriation Phase is intended to create a benchmark or current status of all County Inspected Bridges. Design for Manor and Busy Corner bridge replacements to be completed Dec 2021 with construction estimated completion Aug 2022. Mechanicsville Road (large diameter pipe crossing) needs replacing because the pipes are rusted significantly, with expected construction completion Dec. 2021. Environmental permit has been issued. Construction could be dependent upon MDE In-stream regs.		 <p data-bbox="807 737 1516 846"> <b>Compliance With Comprehensive Plan Section</b>                      11.3.2.A Provide safe, efficient, economical roads which support community revitalization , economic development , and environmental stewardship. P. 11-1.                 </p>
<b>Discussion of Operating Budget Impact</b>		

Appropriation Phase	Total Project	Prior Approval	Budget	5-Year Capital Plan					Balance to Complete
			FY2023	FY2024	FY2025	FY2026	FY2027	FY2028	
Architect / Engineering									
Bridge Replacement Manor Road (Design Install)	662,500	662,500							
Bridge Replacement Busy Corner Rd (Design & Install)	632,500	632,500							
Inspection / Assessment of County Bridges	275,000	75,000	75,000	25,000	25,000	25,000	25,000	25,000	
Cross Pipe Replacements (Pipes larger than 48" Dia)	2,190,000	415,000	325,000	350,000	300,000	300,000	250,000	250,000	
Other (Unanticipated and Equip Rental)									
Contingencies (10%)									
<b>TOTAL COSTS</b>	<b>3,760,000</b>	<b>1,785,000</b>	<b>400,000</b>	<b>375,000</b>	<b>325,000</b>	<b>325,000</b>	<b>275,000</b>	<b>275,000</b>	

Funding Schedule									
BONDS	1,223,500	198,500		375,000	325,000	325,000			
TRANSFER TAXES	550,000						275,000	275,000	
IMPACT FEES									
PAY-GO	616,500	216,500	400,000						
STATE FUNDS									
FEDERAL FUNDS	1,370,000	1,370,000							
<b>TOTAL FUNDS</b>	<b>3,760,000</b>	<b>1,785,000</b>	<b>400,000</b>	<b>375,000</b>	<b>325,000</b>	<b>325,000</b>	<b>275,000</b>	<b>275,000</b>	

Operating Impacts	FY2023	FY2024	FY2025	FY2026	FY2027	FY2028
STAFFING -FTEs						
Personal Services Costs						
Supplies & Materials						
<b>TOTAL COSTS</b>						

<b>Project Title</b> Culvert Replacement & Repair	<b>Project Number</b> HW-2205	<b>Classification</b> Highways
<b>Project Description</b> Design, replace, rehabilitate, inspect, line and/or upgrade deteriorated/inadequate culvert crossings and outfall channels throughout the County's Highway Maintenance road network. Project may also include the upgrade of failing or inadequate storm drain systems and eroded outfalls. Construction costs increase to account for a higher than anticipated number of replacement/repair projects. Also will require setting up a database for the countywide culverts and their conditions to allow for yearly programs to replace or repair those with highest priority. Completion dates for stream impact are dependent upon MDE restrictions. Appropriation Phase Item "Construction/Repair" is intended for pipes along county roadways. New item "Construction/Repair of Cross-pipes is for the repair/replacement/additional pipes crossing a county road. Damages to roads and drainage infrastructure caused by the Tropical Storm Isaias have been repaired and funding will be necessary for any work not reimbursable through FEMA/MEMA. Estimating \$500,000 in pipe repair/replacement and \$150,000 for design or permits, each year.		
<b>Discussion of Operating Budget Impact</b>		<b>Compliance With Comprehensive Plan Section</b> 11.3.2.A Provide safe, efficient, economical roads which support community revitalization, economic development, and environmental stewardship. P. 11-1


Appropriation Phase	Total Project	Prior Approval	Budget	5-Year Capital Plan					Balance to Complete
			FY2023	FY2024	FY2025	FY2026	FY2027	FY2028	
ARCHITECT/ENGINEERING	470,000	170,000	50,000	50,000	50,000	50,000	50,000	50,000	50,000
CONSTRUCTION/REPAIR	2,225,000	325,000		300,000	400,000	400,000	400,000	400,000	400,000
ALL FAITH CHURCH ROAD	60,000		60,000						
Prior Approved Completed Projects									
ST JOHNS ROAD	340,000		340,000						
SEASIDE VIEW ROAD	100,000			100,000					
CONSTRUCTION/REPAIR OF CROSS-PIPES/LINER	350,000	50,000	50,000	50,000	50,000	50,000	50,000	50,000	50,000
<b>TOTAL COSTS</b>	<b>3,545,000</b>	<b>545,000</b>	<b>500,000</b>	<b>500,000</b>	<b>500,000</b>	<b>500,000</b>	<b>500,000</b>	<b>500,000</b>	<b>500,000</b>

**Funding Schedule**

BONDS	2,045,000	545,000		500,000	500,000	500,000			
TRANSFER TAXES	1,000,000						500,000	500,000	
IMPACT FEES									
PAY-GO	500,000		500,000						
STATE FUNDS									
FEDERAL FUNDS									
<b>TOTAL FUNDS</b>	<b>3,545,000</b>	<b>545,000</b>	<b>500,000</b>	<b>500,000</b>	<b>500,000</b>	<b>500,000</b>	<b>500,000</b>	<b>500,000</b>	<b>500,000</b>

**Operating Impacts**

	FY2023	FY2024	FY2025	FY2026	FY2027	FY2028
STAFFING -FTEs						
PERSONAL SERVICES COSTS						
SUPPLIES & MATERIALS						
UTILITIES						
<b>TOTAL COSTS</b>						


<b>Project Title</b> FDR Boulevard (MD4 to Pegg Rd.)	<b>Project Number</b> HW-1202	<b>Classification</b> Highways
<b>Project Description</b> Construct 3.7 miles of a two lane residential access way from MD Route 4 to Pegg Road (NAS Patuxent River main gate) to help relieve congestion and reduce delays along the MD 235 corridor by providing an alternative means for residents to travel to and from shopping and work, especially in the Lexington Park Development district. Project could remove thousands of trips per day in portions of the MD 235 corridor. Right-of-way width needed is 80' to 100'. The Project will include a raised 8'-20' median with extensive use of traffic calming devices (i.e. narrow 10'-11' wide lanes and roundabouts), 5' pedestrian/6' bicycle accommodations, landscaping and decorative lighting. Phase 1 (First Colony Blvd. to MD 237) and Phase 2 (MD 246 to S. Shangri-La Drive) completed. Phase 3 (MD 237 to Pegg Rd.) for 1.8 miles will be separated into 2 sub-sections (3A and 3B). Phase 3 of the project also includes construction of the 10 foot wide Three Notch Trail.		 <p data-bbox="831 751 1532 863"> <b>Compliance With Comprehensive Plan Section</b>                      11.3.2.A Provide safe, efficient, economical roads which support community revitalization, economic development, and environmental stewardship. P. 11-1                 </p>

**Discussion of Operating Budget Impact**  
 Roadway maintenance costs are approx. \$10 linear foot (Phase 3A \$42,240 and Phase 3B \$52,800). SWM maintenance at \$4,000 per facility/year for Phase 3A (3 Facilities) \$12,000 and Phase 3B (1 Facility) \$4,000. Supplies/Materials estimated at \$2,000 annually (3A and 3B Total). Phase 3 costs for electricity for 214 LED SOW lights at \$4.70 per light/month equates to \$12,070 annually (3A \$5,753 and 3B \$6,317). TSM is \$1,900/YR per SHA MOU.

Appropriation Phase	Total Project	Prior Approval	Budget FY2023	5-Year Capital Plan					Balance to Complete
				FY2024	FY2025	FY2026	FY2027	FY2028	
ARCHITECT/ENGINEERING	1,900,000	1,900,000							
LAND/ESM'T AQUISITION	6,308,772	6,308,772							
PH1-FIRST COLONY to M237	13,806,800	13,806,800							
PH3- MD237 to PEGG RD	19,402,550	8,702,550	10,700,000						
PH2 - MD246 to SHANGRI LA DR	1,112,000	1,112,000							
WETLANDS MITIG/REFORESTATION	525,000	525,000							
UTILITY RELOCATION (7-15%)	2,741,638	2,341,638	400,000						
MATERIAL TESTING/ INSPECTION (3%)	1,119,329	798,329	321,000						
CONSTRUCTION MANAGEMENT	755,000	470,000	285,000						
CONTINGENCIES (10%)	2,557,644	1,487,644	1,070,000						
<b>TOTAL COSTS</b>	<b>50,228,733</b>	<b>37,452,733</b>	<b>12,776,000</b>						

Funding Schedule									
BONDS	37,954,738	25,778,738	12,176,000						
TRANSFER TAXES	275,200	275,200							
IMPACT FEES	4,107,905	3,507,905	600,000						
PAY-GO	459,340	459,340							
IMPACT FEES-SCHOOLS	6,886,550	6,886,550							
FEES IN LIEU/MITIGATION	545,000	545,000							
<b>TOTAL FUNDS</b>	<b>50,228,733</b>	<b>37,452,733</b>	<b>12,776,000</b>						

Operating Impacts	FY2023	FY2024	FY2025	FY2026	FY2027	FY2028
STAFFING -FTEs						
SUPPLIES & MATERIALS (HIGHWAY DIVISION)		1,000				
UTILITIES (COUNTY HWYS ELECTRIC)		6,317				
HIGHWAY MAINTENANCE COSTS (CONTRACT SERVICES)		52,800				
STORMWATER MANAGEMENT MAINTENANCE COSTS (CONTRACT SERVICES)		4,000				
Traffic Signal Maintenance MOU (SHA)		1,900				
<b>TOTAL COSTS</b>		<b>66,017</b>				

<b>Project Title</b> Neighborhood Drainage Improvements and Rehabilitation	<b>Project Number</b> HW-2003	<b>Classification</b> Highways
<b>Project Description</b> Design and correct drainage deficiencies within the County. Will include MDE and SCD Permit acquisition. Project may include re-grading roadside channels, adding or increasing drainage pipe sizes, and redirecting runoff via overland flow or storm drain systems to an appropriate outfall location. Project could also include Storm Drain and SWM infrastructure improvements to the larger, older subdivisions such as Discovery. Design consultant JMT prepared a regional stormwater management study in 1999 which identified subdivisions with drainage issues and now additional areas have been recognized by the implementation of the 311 program. The proposal for creating this project is in response to citizen complaints where detailed design work is necessary due to critical grading, slopes, and site limitations are present. Approved monies will be used to further assess community drainage in communities but not limited to the following: Golden Beach Subdivision Phase 1 - Design near finish, easements needed, construction planned Spring 2022. Golden Subdivision Phase 2 - Intending to move Ph2 to complete Fall 2022 Golden Beach Subdivision Phase 3 - Estimated Completion Date: Spring 2023 St. Clements Shores - Estimated Completion Date: Winter 2023 Tall Timbers - Estimated Completion Date: Spring 2024 Other project but not limited to: Greenview Knolls School and Subdivision area including Belvoir Road, Cecils Mill Sub, Hickory Hills Sub, Broadcreek Sub, Esperanza Farms, and more.		
<b>Discussion of Operating Budget Impact</b> Stormwater Management maintenance needs.		<b>Compliance With Comprehensive Plan Section</b> 11.3.2.A Provide safe, efficient, economical roads which support community revitalization, economic benefit, and environmental stewardship. P.11-1


Appropriation Phase	Total Project	Prior Approval	Budget FY2023	5-Year Capital Plan					Balance to Complete
				FY2024	FY2025	FY2026	FY2027	FY2028	
ENGINEERING/SURVEY	875,000	600,000	200,000	15,000	15,000	15,000	15,000	15,000	
CONSTRUCTION	1,705,000	1,050,000	230,000	85,000	85,000	85,000	85,000	85,000	
PROPERTY/EASEMENT ACQU	100,000	75,000	25,000						
UTILITY RELOCATION	60,000	40,000	20,000						
CONTINGENCIES	90,000	65,000	25,000						
<b>TOTAL COSTS</b>	<b>2,830,000</b>	<b>1,830,000</b>	<b>500,000</b>	<b>100,000</b>	<b>100,000</b>	<b>100,000</b>	<b>100,000</b>	<b>100,000</b>	

**Funding Schedule**

	Total Project	Prior Approval	Budget FY2023	FY2024	FY2025	FY2026	FY2027	FY2028	Balance to Complete
BONDS	1,830,000	1,830,000							
TRANSFER TAXES	500,000			100,000	100,000	100,000	100,000	100,000	
IMPACT FEES									
PAY-GO	500,000		500,000						
STATE FUNDS									
FEDERAL FUNDS									
<b>TOTAL FUNDS</b>	<b>2,830,000</b>	<b>1,830,000</b>	<b>500,000</b>	<b>100,000</b>	<b>100,000</b>	<b>100,000</b>	<b>100,000</b>	<b>100,000</b>	

**Operating Impacts**

	FY2023	FY2024	FY2025	FY2026	FY2027	FY2028
STAFFING -FTEs						
SWM Maintenance		5,000	5,000	5,000		
<b>TOTAL COSTS</b>		<b>5,000</b>	<b>5,000</b>	<b>5,000</b>		

<b>Project Title</b> Retrofit Sidewalk Program	<b>Project Number</b> HW-2103	<b>Classification</b> Highways
<b>Project Description</b> This project is created as a consolidation of multiple existing projects of sidewalk retrofit activities. Installation of new sidewalks in warranted locations along County roads and at County facilities; retrofit of existing sidewalks and ramps to comply with Americans with Disabilities (ADA) requirements, and major repairs of existing failed sidewalks. Includes compliance studies, design of improvements, update of transition plan, field inventory, GIS database, and post construction certification. Projects listed but not limited to the following: Buck Hewitt Road - North, South Shangri-La, Willows Road, Wildewood Blvd, Pegg Road, Westbury Blvd, MD235 repairs, and upgrades due to the road (mill and overlay) program.		
<b>Compliance With Comprehensive Plan Section</b> 11.5.2.A.i Construct sidewalk networks between neighborhoods, schools, parks, and other activity nodes / centers. P. 11-10		
<b>Discussion of Operating Budget Impact</b> SWM Maintenance needed.		

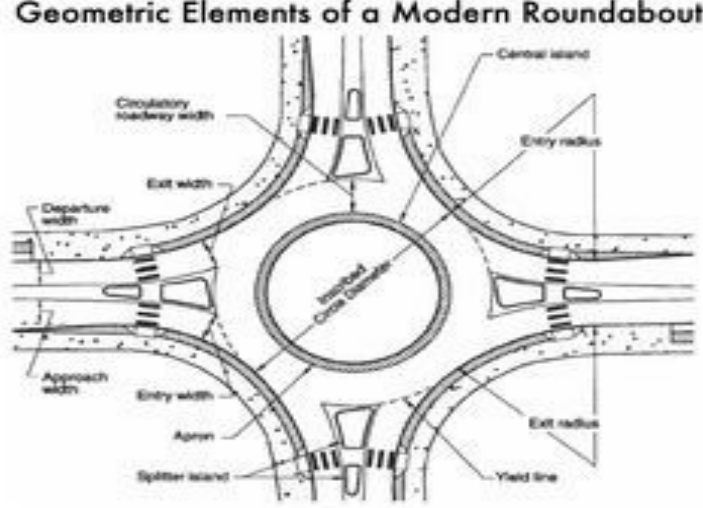
Appropriation Phase	Total Project	Prior Approval	Budget	5-Year Capital Plan					Balance to Complete
			FY2023	FY2024	FY2025	FY2026	FY2027	FY2028	
ASSESSMENT	20,000	20,000							
ENGINEERING/SURVEY	380,000	230,000	25,000	25,000	25,000	25,000	25,000	25,000	
LAND ACQUISITION	75,000	75,000							
CONSTRUCTION	3,125,000	1,490,000	270,000	273,000	273,000	273,000	273,000	273,000	
MGMT/INSPECT	122,500	122,500							
MATERIAL TESTING	22,500	7,500	5,000	2,000	2,000	2,000	2,000	2,000	
UTILITY RELOCATION	75,000	75,000							
CONTINGENCIES	75,000	75,000							
AS-BUILT	15,000	15,000							
<b>TOTAL COSTS</b>	<b>3,910,000</b>	<b>2,110,000</b>	<b>300,000</b>	<b>300,000</b>	<b>300,000</b>	<b>300,000</b>	<b>300,000</b>	<b>300,000</b>	<b>300,000</b>

**Funding Schedule**

BONDS									
TRANSFER TAXES	3,143,861	1,343,861	300,000	300,000	300,000	300,000	300,000	300,000	
IMPACT FEES									
PAY-GO	507,017	507,017							
STATE FUNDS	259,122	259,122							
FEDERAL FUNDS									
<b>TOTAL FUNDS</b>	<b>3,910,000</b>	<b>2,110,000</b>	<b>300,000</b>	<b>300,000</b>	<b>300,000</b>	<b>300,000</b>	<b>300,000</b>	<b>300,000</b>	<b>300,000</b>

**Operating Impacts**


	FY2023	FY2024	FY2025	FY2026	FY2027	FY2028
STAFFING -FTEs						
OTHER (ROADWAY MAINTENANCE COST)		4,125	4,250	4,500	4,750	
<b>TOTAL COSTS</b>		<b>4,125</b>	<b>4,250</b>	<b>4,500</b>	<b>4,750</b>	

<b>Project Title</b> Roadway & Safety Improvements	<b>Project Number</b> HW-2101	<b>Classification</b> Highways
<b>Project Description</b> This project addresses a prioritized listing of existing County maintained roadways that are recommended for overlay, modified seal, shoulder improvements, and widening to meet the minimum eighteen (18) foot width requirement or are in need of extensive base repairs prior to overlay. Improve alignments of roads, removal of roadside hazards, earthwork operations, sight distance improvements, intersection safety/capacity improvements, guardrail installation/upgrade, utility relocations, extending the length of drainage culverts etc., to reduce the potential and severity of roadway run-off and collisions. Traffic calming, installation of special traffic control devices, and intersection improvements to improve safety and the quality of life in neighborhoods. Improvements include addressing traffic safety issues in areas where higher bicycle/horse carriage volumes have been observed, and to address the need for improved pedestrian/bicycle access. Studies of intersection have been performed and resulted in the recommendation of roundabouts at Golden Beach/All Faith and Wildewood Prky/Blvd. Pedestrian travel will be accommodated in the design of VV Prwy/Blvd. Roundabout Appropriation added. Widening Appropriation added-Mill Pond Road intended recipient. Sheriff Office identified the need to improve the St Johns Rd/Sandy Bottom Rd intersection. Higher traffic flows have been noticed since the Wildewood connection tied to Lawrence Hayden. Evaluating a roundabout at FDR/First Colony Blvd.		 <p><b>Compliance With Comprehensive Plan Section</b>                  11.3.2.A Provide safe, efficient, economical roads which support community revitalization, economic development, and environmental stewardship. P. 11-1</p>
<b>Discussion of Operating Budget Impact</b> Facilities constructed for the new roundabouts will require maintenance. The size of the facility and impact to operating has been estimated.		

Appropriation Phase	Total Project	Prior Approval	Budget	5-Year Capital Plan					Balance to Complete	
			FY2023	FY2024	FY2025	FY2026	FY2027	FY2028		
ASPHALT OVERLAY	21,000,000	3,000,000	3,000,000	3,000,000	3,000,000	3,000,000	3,000,000	3,000,000	3,000,000	
ARCHITECT/ENGINEERING	710,000	175,000	150,000	135,000	75,000	75,000	50,000	50,000		
CONSTRUCTION/SURFACING	8,236,500	5,276,500	450,000	450,000	450,000	450,000	450,000	450,000	710,000	
GUARDRAIL ENDTREATMENTS	660,000	60,000	100,000	100,000	100,000	100,000	100,000	100,000	100,000	
CRACKSEALING	210,000	30,000	30,000	30,000	30,000	30,000	30,000	30,000	30,000	
OTHER(unanticipated and equipment rental)	770,000	110,000	110,000	110,000	110,000	110,000	110,000	110,000	110,000	
LAND ACQUISTION	100,000	40,000	60,000							
ROUNDAABOUT CONSTRUCTION	805,000			100,000	210,000	235,000	260,000			
ROAD WIDENING	150,000		150,000							
Design for Intersection Improvement	400,000	150,000	150,000	75,000	25,000					
<b>TOTAL COSTS</b>	<b>33,041,500</b>	<b>8,841,500</b>	<b>4,200,000</b>	<b>4,000,000</b>	<b>4,000,000</b>	<b>4,000,000</b>	<b>4,000,000</b>	<b>4,000,000</b>	<b>4,000,000</b>	

Funding Schedule										
BONDS	5,817,396	5,634,896				182,500				
TRANSFER TAXES	27,074,104	3,056,604	4,200,000	4,000,000	4,000,000	3,817,500	4,000,000	4,000,000		
PAY-GO	150,000	150,000								
<b>TOTAL FUNDS</b>	<b>33,041,500</b>	<b>8,841,500</b>	<b>4,200,000</b>	<b>4,000,000</b>	<b>4,000,000</b>	<b>4,000,000</b>	<b>4,000,000</b>	<b>4,000,000</b>	<b>4,000,000</b>	

Operating Impacts	FY2023	FY2024	FY2025	FY2026	FY2027	FY2028
STAFFING -FTEs						
SWM Maintenance		1,500	1,000			
<b>TOTAL COSTS</b>		<b>1,500</b>	<b>1,000</b>			

<b>Project Title</b> Side-Path or Bikeways	<b>Project Number</b> HW-2102	<b>Classification</b> Highways
<b>Project Description</b> Project to add routes throughout St. Mary's County that relate to the Maryland Bike Map. Maryland Department of Transportation (MDOT) has notified counties of the MD Bikeways Grant which can apply to planning, design, and construction. This project was created to facilitate the MDOT Bikeway Grant and the grant was not awarded to St Mary's last summer but we will try for the grant if available in the future. Specific site for design: Side-Path along MD4 (St. Andrews Church Road) from Wildewood Parkway to FDR Boulevard. Submitting Design for SHA Permitting Process Spring 2022.		 <p data-bbox="805 730 1446 806"><b>Compliance With Comprehensive Plan Section</b> 11.5.3.A Provide expanded pedestrian and bicycle recreational and transportation opportunities. P.11-10</p>
<b>Discussion of Operating Budget Impact</b> For supplies and materials for minor repairs to signs, surface, marking, etc. (\$3,200)		


Appropriation Phase	Total Project	Prior Approval	Budget FY2023	5-Year Capital Plan					Balance to Complete
				FY2024	FY2025	FY2026	FY2027	FY2028	
Engineering/Design									
Land Acquisition	20,000	20,000							
Construction	140,000	140,000							
Inspection/Project Management									
Utilities/Relocations									
Other: Signage/Landscaping	20,000		20,000						
<b>TOTAL COSTS</b>	<b>180,000</b>	<b>160,000</b>	<b>20,000</b>						

**Funding Schedule**

BONDS	160,000	160,000							
TRANSFER TAXES	20,000		20,000						
PAY-GO									
STATE FUNDS									
FEDERAL FUNDS									
IMPACTS FEES									
<b>TOTAL FUNDS</b>	<b>180,000</b>	<b>160,000</b>	<b>20,000</b>						

**Operating Impacts**

	FY2023	FY2024	FY2025	FY2026	FY2027	FY2028
STAFFING -FTEs						
PERSONAL SERVICES						
CONTRACTED SERVICES						
SUPPLIES & MATERIALS						
UTILITIES						
FURNITURE & EQUIPMENT						
OTHER						
<b>TOTAL COSTS</b>						

<b>Project Title</b> Southampton Neighborhood Revitalization	<b>Project Number</b> HW-2001	<b>Classification</b> Highways
<b>Project Description</b> Project includes the infrastructure improvements to the Southampton Subdivision (formerly Patuxent Heights) in conjunction with preservation and revitalization efforts in the immediate area, which will provide new and/or reconstructed infrastructure (sidewalks, curb & gutter, storm drainage, and street improvements) for over 6,700 linear feet of existing roadways where substandard, deteriorated, or no infrastructure exists. Upgrades include approximately 6,715 linear feet of roadways that are anticipated to be designed at one time, but constructed in several phases. Reconstruction costs for the rehabilitation work are based on experience with the Patuxent Park Neighborhood Preservation Program project. Phase 1 includes a portion of Lincoln Avenue and Southampton Drive, Bristol Avenue, and Windsor Drive (2,165 lineal feet) with construction funding in FY2023. Phase 2 includes a portion of Lincoln Avenue and Southampton Drive, Cambridge Avenue, Brighton Avenue (2,364 lineal feet ) with construction funding in FY2025. Phase 3, formerly known as Carver Heights, includes a portion of Lincoln Avenue and Thurman Davis Lane (2,186 lineal feet) with construction funding in FY2027. Due to narrow road right-of-way widths (30' wide) on most streets, additional property acquisition for fee/easement areas is needed as ex. curb and sidewalks are located on many properties along the roadways. Following the completion of design, additional property acquisition for Phase 1 will begin in FY2022 with construction to begin in FY2023.		
		<b>Compliance With Comprehensive Plan Section</b> 11.3.2.A Provide safe, efficient, economical roads which support community revitalization, economic development, and environmental stewardship. P. 11-1

**Discussion of Operating Budget Impact**  
 There will be an undefined savings in road maintenance costs due to a reduction in repairs to the substandard roadway features. The savings will be partially offset by an increase in maintenance of stormwater management devices/facilities estimated at approx. \$15,000 annually. All SWM devices to be installed within Phase 1.


Appropriation Phase	Total Project	Prior Approval	Budget	5-Year Capital Plan					Balance to Complete
			FY2023	FY2024	FY2025	FY2026	FY2027	FY2028	
ENGINEERING/SURVEY (3 PHASES)	725,220	725,220							
CONSTRUCTION	6,043,500		1,948,500		2,127,600		1,967,400		
UTILITY RELOCATION (7%)	423,045		136,395		148,932		137,718		
MATERIAL TESTING/INSPECTION (3%)	181,305		58,455		63,828		59,022		
CONTINGENCIES(10%)	604,350		194,850		212,760		196,740		
PROPERTY/EASEMENT ACQUISITION	300,000	150,000	150,000						
CONSTRUCTION MANAGEMENT	420,000		130,000		140,000		150,000		
<b>TOTAL COSTS</b>	<b>8,697,420</b>	<b>875,220</b>	<b>2,618,200</b>		<b>2,693,120</b>		<b>2,510,880</b>		

**Funding Schedule**

	FY2023	FY2024	FY2025	FY2026	FY2027	FY2028
BONDS	5,699,220	815,220		2,410,620		2,473,380
TRANSFER TAXES	1,589,346	60,000	1,209,346	282,500		37,500
IMPACT FEES						
PAY-GO	1,408,854		1,408,854			
STATE FUNDS						
FEDERAL FUNDS						
OTHER SOURCES						
<b>TOTAL FUNDS</b>	<b>8,697,420</b>	<b>875,220</b>	<b>2,618,200</b>	<b>2,693,120</b>		<b>2,510,880</b>

**Operating Impacts**

	FY2023	FY2024	FY2025	FY2026	FY2027	FY2028
STAFFING -FTEs						
SUPPLIES & MATERIALS						
UTILITIES						
FURNITURE &EQUIPMENT						
SWM MAINTENANCE		15,000				
<b>TOTAL COSTS</b>		<b>15,000</b>				

<b>Project Title</b> Street Lighting & Streetscape Improvements	<b>Project Number</b> HW-2204	<b>Classification</b> Highways
<b>Project Description</b> Provide and conduct major maintenance of neighborhood safety /security lighting, street tree plantings, and other streetscape improvements (street trees, sidewalk benches, crosswalk pavers, specialized signage etc.) along designated County roadways and in established priority funding areas, Village / Town Centers, Development Districts and approved Master Plans (i.e. Lexington Park). Project may also include the development of public/private partnerships for streetscape improvements by the Department of Economic Development. Address priority safety / security lighting needs along County roadways as identified by citizen requests, Sheriff patrols, traffic studies, etc. to help improve public safety and deter criminal activity. Retrofit existing County maintained street lighting to LED. Lighting projects are usually installed and billed by SMECO, on an individual basis. May also include existing FDR Boulevard from M235 to MD4 which currently does not have street lighting. Includes globe change-out for existing lights on FDR. Estimated 25 lights on FDR to produce bills by FY2023. The cost for streetlighting can vary with location but generally estimated at \$2,400 per post installed.		 <p data-bbox="808 737 1511 814"><b>Compliance With Comprehensive Plan Section</b> 9.1.1.D Revitalize established business and commercial centers in designated growth areas. P. 9-7</p>
<b>Discussion of Operating Budget Impact</b> Cost for electric service and maintenance is approximately \$19-\$20 per light per month. For LED 80 Watt retrofits, the operating cost is only about \$4.50 per light per month		


Appropriation Phase	Total Project	Prior Approval	Budget	5-Year Capital Plan					Balance to Complete	
			FY2023	FY2024	FY2025	FY2026	FY2027	FY2028		
ARCHITECT/ENGINEERING	22,500			7,500			7,500		7,500	
LAND ACQUISITION										
CONSTRUCTION	165,000	60,000			52,500			52,500		
DEMOLITION										
INSPECTION										
UTILITIES										
EQUIPMENT										
OTHER										
<b>TOTAL COSTS</b>	<b>187,500</b>	<b>60,000</b>		<b>7,500</b>	<b>52,500</b>	<b>7,500</b>	<b>52,500</b>	<b>7,500</b>		

**Funding Schedule**

	Total Project	Prior Approval	FY2023	FY2024	FY2025	FY2026	FY2027	FY2028
BONDS								
TRANSFER TAXES	187,500	60,000	7,500	52,500	7,500	52,500	7,500	
IMPACT FEES								
PAY-GO								
STATE FUNDS								
FEDERAL FUNDS								
OTHER SOURCES								
<b>TOTAL FUNDS</b>	<b>187,500</b>	<b>60,000</b>	<b>7,500</b>	<b>52,500</b>	<b>7,500</b>	<b>52,500</b>	<b>7,500</b>	

**Operating Impacts**

	FY2023	FY2024	FY2025	FY2026	FY2027	FY2028
STAFFING -FTEs						
PERSONAL SERVICES COSTS						
CONTRACTED SERVICES						
SUPPLIES & MATERIALS						
UTILITIES (electric)				6,000		
FURNITURE & EQUIPMENT						
OTHER						
<b>TOTAL COSTS</b>				<b>6,000</b>		

<b>Project Title</b> Water Quality & Nutrient Removal	<b>Project Number</b> HW-2108	<b>Classification</b> Highways
<b>Project Description</b> Project is focused on impending Watershed Management efforts that include; stormwater management retrofit efforts, potential Municipal Separate Storm Sewer System (MS4) NPDES creditable practices that may be required to ensure that County meets its current MS4 commitments, and support for creditable shoreline or wetland projects with grant funding potential. These efforts all provide County watershed benefits as well as to ensure MS4 Permit compliance. Recommending that funds be aligned with the MS/4 Permit Cycle. The current permit will expire in 2023, a new project should be created for 2024 but funds are inserted as a placeholder.		
<b>Compliance With Comprehensive Plan Section</b> 7.9.1.A.i Develop a comprehensive water quality protection framework for both point and nonpoint sources of pollution. P.7-30.		
<b>Discussion of Operating Budget Impact</b> Operational impacts include funding for MS4 data management and compliance assessment to support reporting functions, on-demand tasking for emergent issues related to manpower support and potential testing requirements for water quality management practices and funding to address annual maintenance activities for the previous year's completed projects.		


Appropriation Phase	Total Project	Prior Approval	Budget	5-Year Capital Plan					Balance to Complete
				FY2023	FY2024	FY2025	FY2026	FY2027	
ARCHITECT/ENGINEERING	370,000	200,000	20,000	30,000	30,000	30,000	30,000	30,000	
GIS IMPLEMENTATION/ANALYSIS									
CONSTRUCTION									
TMDL IDENTIFICATION									
DISCHARGE CHARACTERIZATION MANAGEMENT PROGRAM									
PHASE 2 WIP RETROFIT CONSTRUCTION	2,010,000	650,000	360,000	200,000	200,000	200,000	200,000	200,000	
<b>TOTAL COSTS</b>	<b>2,380,000</b>	<b>850,000</b>	<b>380,000</b>	<b>230,000</b>	<b>230,000</b>	<b>230,000</b>	<b>230,000</b>	<b>230,000</b>	

**Funding Schedule**

BONDS									
TRANSFER TAXES	2,380,000	850,000	380,000	230,000	230,000	230,000	230,000	230,000	
IMPACT FEES									
STATE FUNDS									
FEDERAL FUNDS									
OTHER SOURCES									
GENERAL FUND TRANSFER									
<b>TOTAL FUNDS</b>	<b>2,380,000</b>	<b>850,000</b>	<b>380,000</b>	<b>230,000</b>	<b>230,000</b>	<b>230,000</b>	<b>230,000</b>	<b>230,000</b>	

**Operating Impacts**

	FY2023	FY2024	FY2025	FY2026	FY2027	FY2028
STAFFING -FTEs						
PERSONAL SERVICES COSTS						
CONTRACTED SERVICES		5,000	5,000			
SUPPLIES & MATERIALS						
OTHER						
<b>TOTAL COSTS</b>		<b>5,000</b>	<b>5,000</b>			


<b>Project Title</b> Agriculture Land Preservation Programs	<b>Project Number</b> AP-2301	<b>Classification</b> Land Conservation
<b>Project Description</b> Dedicated funding sources for all agriculture land preservation programs come from the agriculture transfer tax, local transfer tax, a portion of the County Recordation Tax (\$.35 of every \$4.00 collected), Transfer of Development Rights Fee-In-Lieu, and Forest Conservation Fee-In-Lieu funds. The following programs are funded through this CIP utilizing the actual collections of these funding sources. Updated to show General Allotment State Funding. A. The County provides matching funds for the Maryland Agriculture Land Preservation Foundation Program. Each year the Maryland Agricultural Land Preservation Foundation (MALPF) requests the amount of matching funds the County has available to commit to the MALPF program. The State has a general allotted amount of \$658,380 available to every County. In the matching funds program, for every dollar the County allocates, the State matches it with \$1.50 up to a maximum of \$2,000,000. When the State provides this level of matching funds and there is a demand for the program the County expects to continue to provide the maximum amount of matching funds to leverage the most state dollars. B. The County also provides matching funds for the Rural Legacy Program through CIP AP-2302.		 <p data-bbox="805 730 1484 785"><b>Compliance With Comprehensive Plan Section</b> 5.14.1 Preserve available agricultural and rural resource areas. P. 5-26</p>
<b>Discussion of Operating Budget Impact</b>		

Appropriation Phase	Total Project	Prior Approval	Budget	5-Year Capital Plan					Balance to Complete
			FY2023	FY2024	FY2025	FY2026	FY2027	FY2028	
EASEMENT ACQUISITION	15,833,333		3,333,333	2,500,000	2,500,000	2,500,000	2,500,000	2,500,000	
LAND ACQUISITIONS									
CONSULTING									
INSPECTION									
<b>TOTAL COSTS</b>	<b>15,833,333</b>		<b>3,333,333</b>	<b>2,500,000</b>	<b>2,500,000</b>	<b>2,500,000</b>	<b>2,500,000</b>	<b>2,500,000</b>	

**Funding Schedule**

TRANSFER TAXES	2,543,333		543,333	400,000	400,000	400,000	400,000	400,000	
AG/RECORDATION	3,500,000		750,000	550,000	550,000	550,000	550,000	550,000	
AG/TRANSFER	290,000		40,000	50,000	50,000	50,000	50,000	50,000	
STATE FUNDS	7,200,000		1,200,000	1,200,000	1,200,000	1,200,000	1,200,000	1,200,000	
GENERAL ALLOTMENT STATE	2,300,000		800,000	300,000	300,000	300,000	300,000	300,000	
CIGARETTT RESTITUTION									
<b>TOTAL FUNDS</b>	<b>15,833,333</b>		<b>3,333,333</b>	<b>2,500,000</b>	<b>2,500,000</b>	<b>2,500,000</b>	<b>2,500,000</b>	<b>2,500,000</b>	

Operating Impacts	FY2023	FY2024	FY2025	FY2026	FY2027	FY2028
STAFFING -FTEs						
PERSONAL SERVICES COSTS						
CONTRACTED SERVICES						
SUPPLIES & MATERIALS						
FURNITURE & EQUIPMENT						
OTHER						
<b>TOTAL COSTS</b>						

<b>Project Title</b> Rural Legacy Program	<b>Project Number</b> AP-2302	<b>Classification</b> Land Conservation
<b>Project Description</b> Dedicated funding sources for all agriculture land preservation programs come from the agriculture transfer tax, local transfer tax, a portion of the County Recordation Tax (\$.35 of every \$4.00 collected), Transfer of Development Rights Fee-In-Lieu, and Forest Conservation Fee-In-Lieu funds. The following programs are funded through this CIP utilizing the actual collections of these funding sources. A). The County provides matching funds for the Rural Legacy Program. Southern Maryland Resource & Conservation Development (RC&D), United States Navy, Maryland Department of Natural Resources and St. Mary's County Government are co-sponsors of the Rural Legacy project in the Mattapany Rural Legacy Area. St. Mary's County has prioritized funding for the Mattapany Rural Legacy Area (RLA). The Patuxent Tidewater Land Trust (PTLT), Maryland Department of Natural Resources and St. Mary's County Government are co-sponsors of the Rural Legacy project in the Huntersville Rural Legacy Area; B). In the Mattapany RLA, the County is matching 25%, DNR is matching 25%, and REPI is matching 50% of the total easement cost. Easements are held in perpetuity; C). The County also provides matching funds for the Maryland Agriculture Land Preservation Foundation Program through CIP AP-2302.		 <p data-bbox="805 730 1521 793"> <b>Compliance With Comprehensive Plan Section</b>                      5.14.1 Preserve available agricultural and rural resource areas. P. 5-26                 </p>
<b>Discussion of Operating Budget Impact</b>		


Appropriation Phase	Total Project	Prior Approval	Budget	5-Year Capital Plan					Balance to Complete
			FY2023	FY2024	FY2025	FY2026	FY2027	FY2028	
EASEMENT ACQUISITION	19,200,000		4,200,000	3,000,000	3,000,000	3,000,000	3,000,000	3,000,000	3,000,000
LAND ACQUISITION									
CONSULTING									
INSPECTION									
<b>TOTAL COSTS</b>	<b>19,200,000</b>		<b>4,200,000</b>	<b>3,000,000</b>	<b>3,000,000</b>	<b>3,000,000</b>	<b>3,000,000</b>	<b>3,000,000</b>	<b>3,000,000</b>

**Funding Schedule**

TRANSFER TAXES	4,800,000		1,050,000	750,000	750,000	750,000	750,000	750,000	
AG/RECORDATION									
AG/TRANSFER									
CIGARETTE RESTITUTION									
STATE FUNDS	4,800,000		1,050,000	750,000	750,000	750,000	750,000	750,000	
FEDERAL FUNDS	9,600,000		2,100,000	1,500,000	1,500,000	1,500,000	1,500,000	1,500,000	
<b>TOTAL FUNDS</b>	<b>19,200,000</b>		<b>4,200,000</b>	<b>3,000,000</b>	<b>3,000,000</b>	<b>3,000,000</b>	<b>3,000,000</b>	<b>3,000,000</b>	<b>3,000,000</b>

**Operating Impacts**

	FY2023	FY2024	FY2025	FY2026	FY2027	FY2028
STAFFING -FTEs						
PERSONAL SERVICES COSTS						
UTILITIES						
FURNITURE						
OTHER						
SUPPLIES & MATERIALS						
CONTRACTED SERVICES						
<b>TOTAL COSTS</b>						

<b>Project Title</b> Urban Legacy Program	<b>Project Number</b> AP-2603	<b>Classification</b> Land Conservation
<b>Project Description</b> New development on undeveloped land in the AICUZ threatens encroachment near Patuxent Naval Air Station (PNAS). The Department of Defense (DoD) established a Readiness & Environmental Protection Integration (REPI) Program for the DoD and its partners to protect its installations, ranges, airspace, and nearby habitats, and to prevent restrictions or costly & inadequate training & testing alternatives. Use of REPI funding typically requires 50% match funding from a non-Federal source. DoD works through REPI with state and local governments, conservation organizations, and willing landowners to address these challenges to the military mission and maintain the viability of DoD installations and ranges. REPI could spend funds to purchase development rights and preserve parcels in designated growth areas near PNAS if the County created a program to provide the necessary matching funds. This proposed County Urban Legacy Program, modeled on the MD's Rural Legacy Program, would fund a County land preservation program within undeveloped urban areas that fall within the AICUZ and the Atlantic Test Range (ATR) zone. Local program administration would use a third-party non-profit land trust to seek landowners to participate, negotiate contracts, provide/process easement documentation and reports required by DOD, and to co-hold and manage easements with the Navy. County funds would be used to match up the 50% cost for REPI easement acquisition and to fund the administration, Incidentals & compliance costs.		
<b>Discussion of Operating Budget Impact</b>		<b>Compliance With Comprehensive Plan Section</b> 4.5.4.B.vii Encroachment Partnering. Work with the Navy to identify and mitigate all forms of encroachment that may potentially impact base operations.


Appropriation Phase	Total Project	Prior Approval	Budget	5-Year Capital Plan					Balance to Complete
				FY2023	FY2024	FY2025	FY2026	FY2027	
Easement Acquisition	1,000,000						1,000,000		
Administrative & Compliance Fee	100,000						100,000		
<b>TOTAL COSTS</b>	<b>1,100,000</b>						<b>1,100,000</b>		

**Funding Schedule**

BONDS									
TRANSFER TAXES	600,000						600,000		
AG/RECORDATION									
AG/TRANSFER									
STATE FUNDS									
FEDERAL FUNDS	500,000						500,000		
<b>TOTAL FUNDS</b>	<b>1,100,000</b>						<b>1,100,000</b>		

**Operating Impacts**


	FY2023	FY2024	FY2025	FY2026	FY2027	FY2028
STAFFING -FTEs						
PERSONAL SERVICES COSTS						
CONTRACTED SERVICES						
SUPPLIES & MATERIALS						
UTILITIES						
FURNITURE & EQUIPMENT						
OTHER						
<b>TOTAL COSTS</b>						

<b>Project Title</b> MD 249 St. George Island Shore Erosion/Flooding	<b>Project Number</b> MA-XX01	<b>Classification</b> Marine
<b>Project Description</b> St. George Island has a history of flooding and in the area of MD 249 and Shaeffer Lane, there is substantial erosion occurring and intermittent flooding and overtopping of MD 249, a State road. DPW&T Staff met with SHA, MDE, DNR Critical Area Commission, Army Corps of Engineers and Delegate Brian Crosby on July 17, 2019 to discuss the situation. With so many State and Federal agencies working together, this will require considerable coordination. The consensus at the close of that meeting was that SHA would fund, design and construction the measures while the County would assist in coordination of permits and other administrative needs. The final design solution is unknown at this time as the various agencies have not yet begun any initial design, but conceptually, it may include a headland stone breakwaters system placed 35 feet channel ward, with sand nourishment and applicable marsh plantings. May also include an earthen berm for flood prevention and storm drain system with possible tidal gates to control runoff and flooding. Survey's modeling of the storm surge and fetch will help determine the final design. State providing work soon but did not request county assistance. Recommend leaving funding in Balance to Complete.		 <p data-bbox="797 745 1529 873"> <b>Compliance With Comprehensive Plan Section</b>                      5.9.1 Facilitate and manage installation of shoreline erosion control measures.P. 5-18                 </p>
<b>Discussion of Operating Budget Impact</b>		

Appropriation Phase	Total Project	Prior Approval	Budget	5-Year Capital Plan					Balance to Complete
				FY2023	FY2024	FY2025	FY2026	FY2027	
Survey/Engineering									
Construction	550,000								550,000
Contingencies	189,750								189,750
<b>TOTAL COSTS</b>	<b>739,750</b>								<b>739,750</b>

Funding Schedule										
BONDS										
TRANSFER TAXES										
IMPACT FEES										
PAY-GO										
STATE FUNDS	739,750									739,750
FEDERAL FUNDS										
<b>TOTAL FUNDS</b>	<b>739,750</b>									<b>739,750</b>

Operating Impacts	FY2023	FY2024	FY2025	FY2026	FY2027	FY2028
STAFFING -FTEs						
PERSONAL SERVICES						
CONTRACTED SERVICES						
SUPPLIES & MATERIALS						
UTILITIES						
FURNITURE & EQUIPMENT						
OTHER						
<b>TOTAL COSTS</b>						

<b>Project Title</b> Piney Point Lighthouse Museum Shore Erosion	<b>Project Number</b> MA-2102	<b>Classification</b> Marine
<b>Project Description</b> Design and construct approximately 1,000 feet of a shore erosion control device along the Potomac River waterfront to provide the needed shore erosion protection to the County maintained Piney Point Lighthouse and Museum. Device could be headland breakwaters, or living shoreline, to be determined by design. A. Project consists of the design and installation of shore erosion control device along the actively eroding shoreline fronting Piney Point Lighthouse & Museum. B. Design, preparation of bid documents and inspection will be performed by the DPW&T with A/E support. C. The FY2022 construction costs of \$700/LF are based on recent similar projects, The projected cost is subject to further increase due to the wave climate, surge and long distance of fetch at this site. D. The Department of Natural Resources Shore Erosion Control Program may have interest free loan funds available for non-structural shoreline erosion control projects on public lands. Projects chosen for DNR funding are eligible to receive 100% interest free loans. E. Temporary placement of 200 LF of used Biologs was placed at existing pier in Late 2019. F. Funding via 0% DNR Loans and Coastal Resiliency grants will be pursued for this project. Project Kickoff took place November 2020		 <p data-bbox="805 730 1520 814"> <b>Compliance With Comprehensive Plan Section</b>                      5.9.1 Facilitate and manage installation of shoreline erosion control measures. P. 5-18                 </p>
<b>Discussion of Operating Budget Impact</b> Yearly maintenance of shore erosion device to include trash removal and/or invasive species removal if a living shoreline is in place.		


Appropriation Phase	Total Project	Prior Approval	Budget	5-Year Capital Plan					Balance to Complete
			FY2023	FY2024	FY2025	FY2026	FY2027	FY2028	
Architect/Engineering	60,000	60,000							
Construction	700,000	700,000							
Inspection	10,000	10,000							
Critical Area Mitigation	25,000	25,000							
<b>TOTAL COSTS</b>	<b>795,000</b>	<b>795,000</b>							

**Funding Schedule**

BONDS									
TRANSFER TAXES									
IMPACT FEES									
PAY-GO									
FEDERAL FUNDS									
STATE FUNDS/LOANS	795,000	795,000							
<b>TOTAL FUNDS</b>	<b>795,000</b>	<b>795,000</b>							

**Operating Impacts**

	FY2023	FY2024	FY2025	FY2026	FY2027	FY2028
STAFFING -FTEs						
PERSONAL SERVICES						
CONTRACTED SERVICES						
SUPPLIES & MATERIALS						
UTILITIES						
FURNITURE & EQUIPMENT						
OTHER			150			
<b>TOTAL COSTS</b>			<b>150</b>			

<b>Project Title</b> Piney Point Road Shore Erosion	<b>Project Number</b> MA-2103	<b>Classification</b> Marine
<b>Project Description</b> Design and construct approximately 500 feet of shore erosion protection along the Piney Point Road/ Island Creek waterfront to provide the needed shore erosion protection to the County maintained road. A. Project consists of the design and installation of shore erosion protection along the actively eroding shoreline adjacent to existing Piney Point Road. Supplemental beach grass plantings at the existing fringe marsh as well as critical area planting mitigation will be performed as required. B. Design, preparation of bid documents and inspection will be performed by the MD DNR and DPW&T with A/E support. C. The FY2021 construction costs of \$625/LF are based on recent similar projects. The projected cost is subject to further increase due to the wave climate at this site. D. The Department of Natural Resources Shore Erosion Control Program has interest free loan funds available for non-structural shoreline erosion control projects on public lands. Projects chosen for DNR funding are eligible to receive 100% interest free loans. E. It should be noted that while this project will slow the erosion on the shore, there will still be occasional flooding in the vicinity due to the sea level elevation of the area.		 <p data-bbox="805 737 1520 814"> <b>Compliance With Comprehensive Plan Section</b>                      5.9.1 Facilitate and manage installation of shoreline erosion control measures.P. 5-18                 </p>
<b>Discussion of Operating Budget Impact</b> Yearly maintenance of shore erosion device to include trash removal and/or invasive species removal if a living shoreline is in place.		


Appropriation Phase	Total Project	Prior Approval	Budget	5-Year Capital Plan					Balance to Complete
			FY2023	FY2024	FY2025	FY2026	FY2027	FY2028	
Planning / Design	30,000	30,000							
Construction	325,000	325,000							
Inspection	5,000	5,000							
Critical Area Mitigation	12,000	12,000							
<b>TOTAL COSTS</b>	<b>372,000</b>	<b>372,000</b>							

**Funding Schedule**

BONDS									
TRANSFER TAXES									
IMPACT FEES									
PAY-GO									
FEDERAL FUNDS									
STATE FUNDS/LOANS	372,000	372,000							
<b>TOTAL FUNDS</b>	<b>372,000</b>	<b>372,000</b>							

**Operating Impacts**


	FY2023	FY2024	FY2025	FY2026	FY2027	FY2028
STAFFING -FTEs						
PERSONAL SERVICES						
CONTRACTED SERVICES						
SUPPLIES & MATERIALS						
UTILITIES						
FURNITURE & EQUIPMENT						
OTHER		150	150	150	150	
<b>TOTAL COSTS</b>		<b>150</b>	<b>150</b>	<b>150</b>	<b>150</b>	

<b>Project Title</b> St. Jerome's Creek Jetties	<b>Project Number</b> MA-1101	<b>Classification</b> Marine
<b>Project Description</b> FEASIBILITY STUDY: Original Corps concept of timber piling and composite walls came in at the above \$10 million Sec 107 Navigation cap. Corps proposed a new concept of sand base, stone blankets and wider stone base for jetties. This concept is being evaluated with the feasibility study, much like the original study. Corps' estimate cost of study is \$387,100. Cost share is 50/50 Federal/Local. Local share of \$167,100 includes \$136,350 cash and \$30,750 in-kind services. Bearing in mind the time for final reviews and permit approvals by MDE and the Corps, construction has been moved out to FY2025. DESIGN & IMPLEMENTATION: Revised cost estimates for the design & implementation (construction) are based on the concept that the current study is progressing on and includes an average 19% contingency. The cost estimator will be refined as the concept moves along. As of the initial estimate, it appears the project will go over the \$10 million Sec 107 Cap. However, if the study bears that it is a good CBR (Cost vs Benefit Ratio) the project would proceed to Design and Implementation.		
<b>Discussion of Operating Budget Impact</b>		<b>Compliance With Comprehensive Plan Section</b> 5.9.1 Facilitate and manage installation of shoreline erosion control measures.P. 5-18

Appropriation Phase	Total Project	Prior Approval	Budget	5-Year Capital Plan					Balance to Complete
			FY2023	FY2024	FY2025	FY2026	FY2027	FY2028	
COMPLETE FEASIBILITY STUDY	387,100	387,100							
PLANS & SPECIFICATIONS	716,000			716,000					
LAND ACQUISITION/LERRD									
CONSTRUCTION OF JETTIES	11,693,000				5,846,500	5,846,500			
US TREASURY PAYBACK	410,000				205,000	205,000			
DMP SITE LEASE/CLOSEOUT	255,000	255,000							
<b>TOTAL COSTS</b>	<b>13,461,100</b>	<b>642,100</b>		<b>716,000</b>	<b>6,051,500</b>	<b>6,051,500</b>			

Funding Schedule									
BONDS	2,864,000	130,000			1,367,000	1,367,000			
TRANSFER TAXES	264,600	193,000		71,600					
IMPACT FEES									
PAY-GO	15,375	15,375							
STATE FUNDS	136,350	136,350							
FEDERAL FUNDS	10,180,775	167,375		644,400	4,684,500	4,684,500			
OTHER SOURCES									
<b>TOTAL FUNDS</b>	<b>13,461,100</b>	<b>642,100</b>		<b>716,000</b>	<b>6,051,500</b>	<b>6,051,500</b>			

Operating Impacts	FY2023	FY2024	FY2025	FY2026	FY2027	FY2028
STAFFING -FTEs						
PERSONAL SERVICES COSTS						
CONTRACTED SERVICES						
SUPPLIES & MATERIALS & UTILITIES						
FUEL & OIL						
<b>TOTAL COSTS</b>						

<b>Project Title</b> Airport Improvements	<b>Project Number</b> PF-1809	<b>Classification</b> Public Facilities
<b>Project Description</b> The St. Mary's County Regional Airport project provides the airfield improvements identified in the Airport Master Plan to meet the current FAA standards for the Airport Reference Code (ARC) B-II (large). The current ARC is B-II (small). The change will allow larger aircraft to access the airfield. Under this project, the existing parallel taxiway will be relocated to provide the 240-ft separation to address wingspan criteria. This project will also extend the existing 4,150-ft runway by 1,200-ft to a new overall length of 5,350-ft to address approach speed criteria. State of Maryland will only match for construction costs; design and construction management will not be funded by the State until further notice. FY2023 funding includes access and security improvements, obstruction removal, additional maintenance and repair, and preliminary design for a partial north parallel taxiway.		 <p data-bbox="805 730 1521 787"> <b>Compliance With Comprehensive Plan Section</b>                      11.4.4.A.i Continue to support the expansion of the airport. P. 11-7                 </p>

**Discussion of Operating Budget Impact**  
 As the road and taxiway relocation projects are completed, the County will need to maintain the new Storm Water Management infrastructure provided. Storm Water Management annual maintenance costs estimated at \$9,000 annually. Additional electric costs of 416,000 due to additional airfield lighting shown as FY23.


Appropriation Phase	Total Project	Prior Approval	Budget	5-Year Capital Plan					Balance to Complete
			FY2023	FY2024	FY2025	FY2026	FY2027	FY2028	
ARCHITECT / ENGINEERING	1,174,560	774,560	400,000						
PLANNING / SURVEY/ PLATS	500,000	500,000							
CONST. MGMT & INSPECTIONS	575,000	575,000							
OBSTRUCTION REMOVAL	1,000,000	500,000	500,000						
CONSTRUCTION - AIRFIELD	22,462,062	19,462,062		3,000,000					
CONSTRUCTION - HANGARS / BLDGS	9,190,000	1,190,000			5,000,000	3,000,000			
CONSTRUCTION - ROADS	3,000,000	3,000,000							
CONSTRUCTION - APRON & RAMP	462,626	462,626							
CONSTRUCTION - UTILITY & SITE	390,870	315,870	75,000						
MAINTENANCE & REPAIR	1,090,000	590,000	500,000						
ACCESS & SECURITY	680,000		680,000						
<b>TOTAL COSTS</b>	<b>40,525,118</b>	<b>27,370,118</b>	<b>2,155,000</b>	<b>3,000,000</b>	<b>5,000,000</b>	<b>3,000,000</b>			

**Funding Schedule**

	FY2023	FY2024	FY2025	FY2026	FY2027	FY2028
BONDS	4,606,270	4,606,270				
TRANSFER TAXES	3,661,251	2,437,251	674,000	150,000	250,000	150,000
IMPACT FEES						
PAY-GO	681,527	681,527				
STATE FUNDS	1,220,713	611,713	59,000	150,000	250,000	150,000
FEDERAL FUNDS	30,355,357	19,033,357	1,422,000	2,700,000	4,500,000	2,700,000
<b>TOTAL FUNDS</b>	<b>40,525,118</b>	<b>27,370,118</b>	<b>2,155,000</b>	<b>3,000,000</b>	<b>5,000,000</b>	<b>3,000,000</b>

**Operating Impacts**

	FY2023	FY2024	FY2025	FY2026	FY2027	FY2028
STAFFING -FTEs						
PERSONAL SERVICES COSTS						
CONTRACTED SERVICES						
UTILITIES						
<b>TOTAL COSTS</b>						

<b>Project Title</b> Animal Shelter New Building	<b>Project Number</b> PF-1705	<b>Classification</b> Public Facilities
<b>Project Description</b> The new Animal Shelter will be constructed on a centrally located nine (9) acre parcel of uncleared land along FDR Boulevard that has access to public water and sewer, is in close to residential and retail areas, and is easily accessible to all residents of the County. The project program includes four major elements that will total approximately 13,985 square feet; 1) the Animal Shelter, 2) the Barn/Stable Area to accommodate larger animals, 3) select elements of the Sheriff's Department K-9 Section, and 4) the Adoption Center. Site construction began in March 2021, with the facility expected to be complete in July 2022. Additional FY2023 funding requested to add a high-pressure sanitation system and additional fencing for the large animal pasture area.		 <p data-bbox="805 730 1518 808"><b>Compliance With Comprehensive Plan Section</b>                  10.2.2.A.vi.e.i Support adequate facilities and services to collect, house, and care for stray, abandoned, abused and/or nuisance animals. P. 10-3</p>
<b>Discussion of Operating Budget Impact</b>		


Appropriation Phase	Total Project	Prior Approval	Budget FY2023	5-Year Capital Plan					Balance to Complete
				FY2024	FY2025	FY2026	FY2027	FY2028	
ENGINEERING/SURVEY	391,325	391,325							
CONSTRUCTION/SITWORK	6,458,670	6,358,670	100,000						
EQUIPMENT	36,000	36,000							
INFORMATION TECHNOLOGY	90,000	90,000							
CONTINGENCY	557,670	557,670							
CONSULTANT	249,980	249,980							
<b>TOTAL COSTS</b>	<b>7,783,645</b>	<b>7,683,645</b>	<b>100,000</b>						

**Funding Schedule**

BONDS	2,095,225	2,095,225							
TRANSFER TAXES	380,000	280,000	100,000						
PAY-GO	5,308,420	5,308,420							
<b>TOTAL FUNDS</b>	<b>7,783,645</b>	<b>7,683,645</b>	<b>100,000</b>						

**Operating Impacts**

	FY2023	FY2024	FY2025	FY2026	FY2027	FY2028
STAFFING -FTEs						
FURNITURE & EQUIPMENT						
PERSONAL SERVICES COSTS						
UTILITIES						
Grounds & SWM						
SUPPLIES & MATERIALS						
Start Up Costs						
Other Costs						
<b>TOTAL COSTS</b>						

<b>Project Title</b> Building Maintenance and Repair Projects - Critical	<b>Project Number</b> PF-2307	<b>Classification</b> Public Facilities
<b>Project Description</b> This program provides funds for major equipment replacement, deferred maintenance & repair projects, system upgrades and critical maintenance and major repair items to include: building envelope, mechanical, electrical, HVAC, roofing, alarm, and security systems. Projects typically require minimal use of architect/ engineering design services. FY2022 Replace HVAC smaller split system units at Patuxent and Public Safety Bldgs. \$55,000; Lex Pk. Library shingle replacement Courthouse EPDM and Old Carver remaining section TPO roof \$353,000; Masonry point up and repairs at multiple facilities \$15,000; Unanticipated repairs \$20,000. FY2023 Lex Pk. Library EPDM roof replacement and Board of Elections shingle replacement \$383,000 Masonry point up and repair at multiple facilities \$15,000 Unanticipated repairs \$20,000. FY2024 Drill Hall window replacement \$90,000 Multiple facility HVAC smaller spilt unit replacement \$140,000 Old Hollywood EPDM roof replacement \$170,000 Masonry point up and repair at multiple facilities \$15,000 Unanticipated repairs \$20,000. FY2025 Windows & doors replacement at the Arnold Bldg. \$100,000 HVAC upgrades multiple facilities \$100,000 Leonard Hall School TPO roof replacement \$180,000 Unanticipated repairs \$20,000. FY2026 HVAC Unit replacements multiple facilities incl. Armory, 3 Oaks, others as evaluated \$150,000. Roof repairs & replacements multiple facilities incl. Potomac, 911 Center, others as evaluated \$230,000.		
		<b>Compliance With Comprehensive Plan Section</b> 10.2.2.A Provide infrastructure to accommodate development in growth areas and address adequate facilities and services outside of growth areas. P. 10-1
<b>Discussion of Operating Budget Impact</b>		


Appropriation Phase	Total Project	Prior Approval	Budget FY2023	5-Year Capital Plan					Balance to Complete
				FY2024	FY2025	FY2026	FY2027	FY2028	
WINDOW REPLACEMENT	240,000			90,000	100,000		25,000	25,000	
ALARM SYSTEMS	40,000						20,000	20,000	
HVAC-CONST	690,000			140,000	100,000	150,000	150,000	150,000	
ROOF/GUTTER CONST	1,163,000		383,000	170,000	180,000	230,000	100,000	100,000	
SIDING/ EXTERIOR CONST	130,000		15,000	15,000			50,000	50,000	
EQUIPMENT/CONST	50,000						25,000	25,000	
OTHER (Unanticipated)	135,000		20,000	20,000	20,000	25,000	25,000	25,000	
<b>TOTAL COSTS</b>	<b>2,448,000</b>		<b>418,000</b>	<b>435,000</b>	<b>400,000</b>	<b>405,000</b>	<b>395,000</b>	<b>395,000</b>	

**Funding Schedule**

	Total Project	Prior Approval	Budget FY2023	FY2024	FY2025	FY2026	FY2027	FY2028	Balance to Complete
BONDS									
TRANSFER TAXES	2,448,000		418,000	435,000	400,000	405,000	395,000	395,000	
IMPACT FEES									
PAY-GO									
STATE FUNDS									
FEDERAL FUNDS									
OTHER SOURCES									
<b>TOTAL FUNDS</b>	<b>2,448,000</b>		<b>418,000</b>	<b>435,000</b>	<b>400,000</b>	<b>405,000</b>	<b>395,000</b>	<b>395,000</b>	

**Operating Impacts**

	FY2023	FY2024	FY2025	FY2026	FY2027	FY2028
STAFFING -FTEs						
PERSONAL SERVICES COSTS						
CONTRACTED SERVICES						
SUPPLIES & MATERIALS						
UTILITIES						
FURNITURE & EQUIPMENT						
<b>TOTAL COSTS</b>						

<b>Project Title</b> Building Maintenance and Repair Projects - Programmatic	<b>Project Number</b> PF-2308	<b>Classification</b> Public Facilities
<b>Project Description</b> This program provides funds for minor programmatic construction & repair projects to include carpet/tile replacement, interior painting, exterior doors, exterior shell maintenance, energy conservation measures & general maintenance items, Based on need and the criteria outlined in the Divisions Comprehensive Facilities Maintenance Plan and space needs planning. A Facilities Condition Assessment was completed in CY2014, which included a banding of priorities for funding consideration. Long-term operation cost can manifest themselves in facilities in a variety of ways. The most visible is simple deferred maintenance where systems, equipment and materials age or fail prematurely. FY2022 Added \$40,000 to Painting/Carpentry funds to capture any additional or unplanned renovations/painting not completed in FY2021. FY2023 Adding \$50,000 to cover costs for HVAC computer controls upgrades & software updates, swipe access upgrades, panic alarms, water heater replacement, door operators & closers and other space needs/remodel costs that are not planned but need to be completed for dept. reorganization. FY2024 Moved \$50,000 from Carpet/Tile to Code Compliance/ADA upgrades to cover costs associated with ADA upgrades. FY2025 - FY2027 Continuing with programmatic repairs throughout County facilities as needed including painting, carpentry, etc. as described at top of this section based on historical needs and costs.		
<b>Compliance With Comprehensive Plan Section</b> 10.2.2.A Provide infrastructure to accommodate development in growth areas and address adequate facilities and services outside of growth areas. P. 10-1		

**Discussion of Operating Budget Impact**


Appropriation Phase	Total Project	Prior Approval	Budget FY2023	5-Year Capital Plan					Balance to Complete
				FY2024	FY2025	FY2026	FY2027	FY2028	
CONSTRUCTION	145,000			20,000	20,000	35,000	35,000	35,000	
CARPET/TILE REPLACEMENT	915,000		185,000	235,000	115,000	120,000	130,000	130,000	
PAINTING/CARPENTRY	465,000			80,000	85,000	100,000	100,000	100,000	
SAFETY/SECURITY	290,000		75,000		50,000	65,000	50,000	50,000	
EQUIPMENT (includes lighting)	190,000		75,000		65,000		25,000	25,000	
CODE COMPLIANCE/ADA UPGRADES	305,000		50,000	50,000	50,000	65,000	45,000	45,000	
OTHER CONTIGENCY	90,000		15,000	15,000	15,000	15,000	15,000	15,000	
PLANNING/DESIGN									
<b>TOTAL COSTS</b>	<b>2,400,000</b>		<b>400,000</b>	<b>400,000</b>	<b>400,000</b>	<b>400,000</b>	<b>400,000</b>	<b>400,000</b>	

**Funding Schedule**

BONDS									
TRANSFER TAXES	2,400,000		400,000	400,000	400,000	400,000	400,000	400,000	
IMPACT FEES									
PAY-GO									
STATE FUNDS									
FEDERAL FUNDS									
<b>TOTAL FUNDS</b>	<b>2,400,000</b>		<b>400,000</b>	<b>400,000</b>	<b>400,000</b>	<b>400,000</b>	<b>400,000</b>	<b>400,000</b>	

**Operating Impacts**


	FY2023	FY2024	FY2025	FY2026	FY2027	FY2028
STAFFING -FTEs						
PERSONAL SERVICES						
CONTRACTED SERVICES						
SUPPLIES & MATERIALS						
UTILITIES						
FURNITURE & EQUIPMENT						
<b>TOTAL COSTS</b>						

<b>Project Title</b> California Farmers Market	<b>Project Number</b> PF-2601	<b>Classification</b> Public Facilities
<b>Project Description</b> Construct a permanent structure to house the California Farmers Market. Vendors currently sell from temporary tents in the parking lot of BAE Systems. Having a structure would provide a permanent location with bathroom facilities, allow for potential year-round sales, and overall growth of the market.		
<b>Compliance With Comprehensive Plan Section</b> 9.1.3.B.iii Provide increase marketing opportunities for locally grown products. P. 9-8.		
<b>Discussion of Operating Budget Impact</b>		

Appropriation Phase	Total Project	Prior Approval	Budget	5-Year Capital Plan					Balance to Complete
			FY2023	FY2024	FY2025	FY2026	FY2027	FY2028	
Engineering/Survey	200,000						200,000		
Construction/Sitework	1,500,000								1,500,000
Construction Management	160,000								160,000
Contingency	100,000								100,000
<b>TOTAL COSTS</b>	<b>1,960,000</b>						<b>200,000</b>		<b>1,760,000</b>

Funding Schedule										
BONDS	1,760,000									1,760,000
TRANSFER TAXES	200,000						200,000			
IMPACT FEES										
PAY-GO										
STATE FUNDS										
FEDERAL FUNDS										
<b>TOTAL FUNDS</b>	<b>1,960,000</b>						<b>200,000</b>			<b>1,760,000</b>

Operating Impacts	FY2023	FY2024	FY2025	FY2026	FY2027	FY2028
STAFFING -FTEs						
PERSONAL SERVICES						
CONTRACTED SERVICES						
SUPPLIES & MATERIALS						
UTILITIES						
FURNITURE & EQUIPMENT						
OTHER						
<b>TOTAL COSTS</b>						

<b>Project Title</b> Emergency Communications Center Expansion	<b>Project Number</b> PF-2002	<b>Classification</b> Public Facilities
<b>Project Description</b> Expand the Emergency Operations Center to account for additional mission requirements and greater space needs. The expansion includes approximately 2,360 SF, consisting of 1,000 SF for office and administrative space, 820 SF to increase the lobby area, and 540 SF to increase the conference room/EOC. New construction planning phase estimate for unit cost is \$568/SF, based upon a \$3,210,000 estimate to construct the Sheriff District 4 Office, which is 5,650 SF. The District 4 Office is similar in construction type. This equates to a preliminary planning phase estimate of construction cost at \$1,340,000. Utility relocation to move waterline and sewer line in front of building is estimated at \$75,000. Design and Construction Management costs are estimated to be \$100,000 each. Geotechnical engineering and other third-party testing is estimated at \$75,000. Additional furnishings and network infrastructure costs are estimated to be \$50,000 and \$65,000 respectively. A 5% planning phase contingency has been added as of February 2021, which will be revised accordingly as the project progresses. Design completion anticipated in third quarter FY2022 with construction funding in FY2023. \$100,000 of prior approved construction management funded was returned to the FIN22 on 10-19-2021 for other capital project needs. The remaining balance is sufficient to proceed with design. Recommend replacing the funding in the FY2023 budget.		
<b>Discussion of Operating Budget Impact</b> Cleaning costs shown as contracted services; \$1.60/SF for 2,360 SF for total of \$3,775. Utility increase is \$6/SF (24hr facility) for a total of \$14,160. Existing services already in place include fire extinguisher testing, alarm, and pest control. No grease trap at this facility.		<b>Compliance With Comprehensive Plan Section</b> 10.2.2.A.vi Meet increasing health and public safety needs of the population. P. 10-2

Appropriation Phase	Total Project	Prior Approval	Budget	5-Year Capital Plan					Balance to Complete
			FY2023	FY2024	FY2025	FY2026	FY2027	FY2028	
ARCHITECT/ENGINEERING	134,700	120,000	14,700						
CONSTRUCTION/SITE WORK	1,407,000		1,407,000						
CONSTRUCTION MANAGEMENT	205,000	120,000	85,000						
INSPECTION/TESTING	78,750	60,000	18,750						
FURNISHING/EQUIPMENT	52,500		52,500						
NETWORK INFRASTRUCTURE	68,250		68,250						
UTILITY RELOCATION	78,750	90,000	-11,250						
<b>TOTAL COSTS</b>	<b>2,024,950</b>	<b>390,000</b>	<b>1,634,950</b>						

**Funding Schedule**

BONDS	390,000	390,000							
TRANSFER TAXES	1,019,337		1,019,337						
IMPACT FEES									
PAY-GO	615,613		615,613						
STATE FUNDS									
FEDERAL FUNDS									
OTHER SOURCES									
<b>TOTAL FUNDS</b>	<b>2,024,950</b>	<b>390,000</b>	<b>1,634,950</b>						

**Operating Impacts**


	FY2023	FY2024	FY2025	FY2026	FY2027	FY2028
STAFFING -FTEs						
PERSONAL SERVICES COSTS						
CONTRACTED SERVICES		3,775				
SUPPLIES & MATERIALS						
UTILITIES		14,160				
FURNITURE & EQUIPMENT						
<b>TOTAL COSTS</b>		<b>17,935</b>				

<b>Project Title</b> Fire & Rescue Revolving Loan Fund	<b>Project Number</b> PF-1906	<b>Classification</b> Public Facilities
---	----------------------------------	--

**Project Description**  
Volunteer Fire Departments and Rescue Squads have submitted their plan for FY2023 to FY2028 which outlines the expected loan requests they will make from the Revolving Loan Fund maintained by the County.

FY2023 Request	2023	2024	2025	2026	2027	2028
Bay District Fire				1,000,000		
Hollywood Fire		485,000				
Hollywood Rescue		225,000				
Leonardtwn Fire				500,000		
Leonardtwn Rescue						
Lexington Park VRS						
Mechanicsville VFD						
Ridge VRS		220,000			1,350,000	
Second District VFS		750,000				
Seventh District	600,000					
Seventh District				270,000		
<b>Total Requests</b>	<b>600,000</b>	<b>1,680,000</b>	<b>-</b>	<b>1,770,000</b>	<b>1,350,000</b>	<b>-</b>

Loans are provided at 0.5% interest rate. Term is typically seven years for Rolling Rock and fifteen years for building costs.  
Total Legislative Appropriation is \$5M. Currently at \$4.1M through 2022 leaving a balance of \$900K for the plan.



**Compliance With Comprehensive Plan Section**  
10.2.2.A.vi Meet increasing health and public safety needs of the population. P. 10-2

**Discussion of Operating Budget Impact**


Appropriation Phase	Total Project	Prior Approval	Budget	5-Year Capital Plan					Balance to Complete
			FY2023	FY2024	FY2025	FY2026	FY2027	FY2028	
ARCHITECT/ENGINEERING									
CONSTRUCTION	1,850,000	950,000				500,000	400,000		
LAND ACQUISITION									
INSPECTION									
DEMOLITION									
UTILITIES									
EQUIPMENT/ROLLING STOCK									
RENOVATION									
ROLLING STOCK									
<b>TOTAL COSTS</b>	<b>1,850,000</b>	<b>950,000</b>				<b>500,000</b>	<b>400,000</b>		

**Funding Schedule**

BONDS									
TRANSFER TAXES	1,850,000	950,000				500,000	400,000		
IMPACT FEES									
PAY-GO									
STATE FUNDS									
FEDERAL FUNDS									
OTHER SOURCES									
<b>TOTAL FUNDS</b>	<b>1,850,000</b>	<b>950,000</b>				<b>500,000</b>	<b>400,000</b>		

**Operating Impacts**


	FY2023	FY2024	FY2025	FY2026	FY2027	FY2028
STAFFING -FTEs						
PERSONAL SERVICES COSTS						
CONTRACTED SERVICES						
UTILITIES						
FURNITURE & EQUIPMENT						
<b>TOTAL COSTS</b>						

<b>Project Title</b> Health Department Renovations	<b>Project Number</b> PF-1904	<b>Classification</b> Public Facilities
<b>Project Description</b> As result of the 2015 space needs study, new construction is required as the most effective way to improve the Health Department operations. Construction to meet the current \$6M budget will consist of an approximately 8,700 sq.ft. addition or campus expansion that will relocate the public facing operations. Existing Health Department renovations would require the addition of a fire suppression system for which the current ceiling elevation will not provide enough clearance. Site constraints would require a combination of new construction, demolition and renovations to the existing structure to meet code compliance. Existing building renovations may follow to improve the building layout and to upgrade the HVAC system in out years. All of this will help address accreditation standards (National Public Health Accreditation Board), operational needs, and records management requirements associated with population growth and change in demographics. The final configuration will allow for divisions to be located such that areas requiring public access are isolated from the sensitive records and storage requirements of the department. To address post COVID-19 impacts to Health Department operations, the County issued a new Facility Condition Assessment Program and Master Plan using the prior approved funds in FY2022.		
<b>Compliance With Comprehensive Plan Section</b> 10.2.2.B Meet the existing and future demands of the population for community and social services. P. 10-3		
<b>Discussion of Operating Budget Impact</b>		

Appropriation Phase	Total Project	Prior Approval	Budget	5-Year Capital Plan					Balance to Complete
			FY2023	FY2024	FY2025	FY2026	FY2027	FY2028	
PLANNING/DESIGN	404,326	100,000							304,326
RENOVATION/DEMO									
CONSTRUCTION	4,323,939								4,323,939
INSPECTION/CM SERVICES	244,303								244,303
EQUIPMENT	217,997								217,997
OTHER CONTINGENCIES	562,112								562,112
<b>TOTAL COSTS</b>	<b>5,752,677</b>	<b>100,000</b>							<b>5,652,677</b>

Funding Schedule									
	Total Project	Prior Approval	FY2023	FY2024	FY2025	FY2026	FY2027	FY2028	Balance to Complete
BONDS	5,752,677	100,000							5,652,677
TRANSFER TAXES									
IMPACT FEES									
PAY-GO									
STATE FUNDS									
FEDERAL FUNDS									
OTHER SOURCES									
<b>TOTAL FUNDS</b>	<b>5,752,677</b>	<b>100,000</b>							<b>5,652,677</b>


Operating Impacts	FY2023	FY2024	FY2025	FY2026	FY2027	FY2028
STAFFING -FTEs						
PERSONAL SERVICES COSTS						
CONTRACTED SERVICES (moving)						
TRAILER FACILITY RENTAL (24months)						
UTILITIES						
RECORDS STORAGE						
OTHER (Information Technology)						
Grounds & SWM						
<b>TOTAL COSTS</b>						

<b>Project Title</b> Lexington Park/Charlotte Hall Library Renovations	<b>Project Number</b> PF-28XX	<b>Classification</b> Public Facilities
<b>Project Description</b> The Lexington Park Library is turning 20 years old and showing its age. THE HVAC system is nearing the end of its life and is inefficient, requiring high maintenance and operation costs. The current arrangement of space, number of study rooms, and stacks are functionally inadequate for the needs of the busiest library in Southern Maryland. The front façade is dingy and in need of refinishing. A study by the architecture firm Grimm and Parker has been submitted to the Library Staff and Department of Public Works and Transportation. It calls for a number of changes, which may be prioritized as follows: 1. Parking lot reorientation and addition of drive-through pickup window 2. Vestibule sliding doors 3. Addition of study rooms 4. Expand, reimagine, and soundproof teen space 5. Remove walls and reorganize Children’s Space; add program room 6. Addition of Maker Space, Art Lab, and Gallery Space 7. Adult collection stacks lowered and consolidated 8. Consolidate separate service desk into one Building and site work is estimated at \$2,074,664, including contractor overhead/profit, bonds and insurance, and 20% contingency. Not included in this list is a new HVAC system (which is strongly recommended). Four possibilities are added in the attached study, ranging from \$510,000 to \$2,455,000. Total would range from \$2,604,644 to \$4,549,644. Renovations to the Charlotte Hall Library will be in a detailed report by the Library Staff as a result of the December 14, 2021 BWS. Includes \$20,000 in Architect/Design for each library.		
<b>Compliance With Comprehensive Plan Section</b> 10.2.2.C.ii. Follow the recommendations of the 2007 St. Mary’s County Library Comprehensive and Integrated Systems Analysis & Recommendations; “..continue to improve use of existing space” at Lexington Park Library		
<b>Discussion of Operating Budget Impact</b> No new construction increasing overall footprint of facility. Consultant’s feasibility study anticipates energy consumption reductions yet to be designed and calculated.		

Appropriation Phase	Total Project	Prior Approval	Budget	5-Year Capital Plan					Balance to Complete
			FY2023	FY2024	FY2025	FY2026	FY2027	FY2028	
ARCHITECT/ENGINEERING	40,000							40,000	
CONSTRUCTION	4,063,246							4,063,246	
CONST. MANAGEMENT	144,744							144,744	
CONTINGENCY	321,654							321,654	
<b>TOTAL COSTS</b>	<b>4,569,644</b>							<b>4,569,644</b>	

Funding Schedule										
BONDS	3,067,144								3,067,144	
TRANSFER TAXES	502,500								502,500	
PAY-GO										
STATE FUNDS	1,000,000								1,000,000	
FEDERAL FUNDS										
<b>TOTAL FUNDS</b>	<b>4,569,644</b>								<b>4,569,644</b>	

Operating Impacts	FY2023	FY2024	FY2025	FY2026	FY2027	FY2028
STAFFING -FTEs						
<b>TOTAL COSTS</b>						

<b>Project Title</b> Parking and Site Improvements	<b>Project Number</b> PF-2205	<b>Classification</b> Public Facilities
<b>Project Description</b> Parking area improvements, security lighting, safety, drainage and perimeter fencing and regrading improvements, facility and directional signage (Governmental Center), concrete wheel stop replacement, curb, gutter and sidewalk repairs, landscaping / synthetic mulch and other exterior features at various County locations. Project may also include minor convenience center improvements, pothole / base repairs, crack sealing, painting and restriping, parking lot expansions / repaving, and additional STS solar and standard bus stop shelters.		 <p data-bbox="805 730 1520 842"> <b>Compliance With Comprehensive Plan Section</b>                      10.2.2.A Provide infrastructure to accommodate development in growth areas and address adequate facilities and services outside of growth areas. P. 10-1                 </p>
<b>Discussion of Operating Budget Impact</b>		

Appropriation Phase	Total Project	Prior Approval	Budget	5-Year Capital Plan					Balance to Complete
			FY2023	FY2024	FY2025	FY2026	FY2027	FY2028	
DESIGN/PLANNING									
CONSTRUCTION									
SEAL, COAT & RESTRIPE Incl ADA	140,000	20,000	20,000	20,000	20,000	20,000	20,000	20,000	
MILL & REPAVE									
EQUIPMENT/LIGHTING	140,000	20,000	20,000	20,000	20,000	20,000	20,000	20,000	
OTHER -SITE REPAIRS Incl ADA	140,000	20,000	20,000	20,000	20,000	20,000	20,000	20,000	
<b>TOTAL COSTS</b>	<b>420,000</b>	<b>60,000</b>	<b>60,000</b>	<b>60,000</b>	<b>60,000</b>	<b>60,000</b>	<b>60,000</b>	<b>60,000</b>	

**Funding Schedule**

	Total Project	Prior Approval	FY2023	FY2024	FY2025	FY2026	FY2027	FY2028
BONDS								
TRANSFER TAXES	420,000	60,000	60,000	60,000	60,000	60,000	60,000	60,000
IMPACT FEES								
PAY-GO								
STATE FUNDS								
FEDERAL FUNDS								
OTHER SOURCES								
<b>TOTAL FUNDS</b>	<b>420,000</b>	<b>60,000</b>	<b>60,000</b>	<b>60,000</b>	<b>60,000</b>	<b>60,000</b>	<b>60,000</b>	<b>60,000</b>

**Operating Impacts**

	FY2023	FY2024	FY2025	FY2026	FY2027	FY2028
STAFFING -FTEs						
IMPACTON ANNUAL OPERATING BUDGET						
PERSONAL SERVICES COSTS						
CONTRACTED SERVICES						
SUPPLIES & MATERIALS						
FURNITURE & EQUIPMENT						
OTHER (DESCRIBE SIGNIFICANT ITEMS)						
<b>TOTAL COSTS</b>						

<b>Project Title</b> Public Administration Enterprise Software Upgrade	<b>Project Number</b> PF-1901	<b>Classification</b> Public Facilities
---	----------------------------------	--

**Project Description**  
 The current Central Square (formerly H.T.E\Sungard\Superion) software was purchased in 1999 and has been upgraded numerous times over the past 18 years. Best practices for a number of these modules have surpassed the capabilities of the existing software applications and significant technology enhancements have occurred in the last 18 years as noted within the Zucker Report. The project includes funding for additional hardware which would support a Windows Platform and Cloud Based Software As A Service (SaaS) solutions. The county utilizes a number of software modules for all Public Administration and Community Services corporate applications. Modules to be upgraded include Budget, Accounts Payable, Accounts Receivable, Procurement, Payroll, Human Resources, Land Management, Permits, Code Enforcement. The Tax Collection module is not expected to be available until 2021. Also, planned for the 2021 implementation is Advanced Scheduling (timecards), the Enterprise Asset Management module for DPW&T, and a Jails Management module . Central Square has a Windows\Cloud platform that migrating to would significantly expedite the implementation time which allowed the phasing of the project to begin in FY2020. Finance, Human Resources, Sheriff's Office, Public Works and Transportation, and Land Use and Growth Management staff have participated in product demonstrations and are supportive of this initiative which would also fulfill several recommendations contained within the Zucker Report.



**Compliance With Comprehensive Plan Section**  
 4.5.4.B.vii.e.iv Develop plans to maintain and enhance levels of service for public safety.

**Discussion of Operating Budget Impact**  
 Since most of these modules are currently operational, the maintenance costs for the existing applications are likely to be comparable to any replacement application. However, the addition of an actual HR and enhanced Permitting capabilities will require additional software maintenance funding. Additional CIP\Budgeting software maintenance expected to be incurred FY-2024.


Appropriation Phase	Total Project	Prior Approval	Budget	5-Year Capital Plan					Balance to Complete
			FY2023	FY2024	FY2025	FY2026	FY2027	FY2028	
Other Costs	1,759,140	1,705,140	54,000						
Furnishing & Equipment	294,860	294,860							
<b>TOTAL COSTS</b>	<b>2,054,000</b>	<b>2,000,000</b>	<b>54,000</b>						

**Funding Schedule**

	Total Project	Prior Approval	Budget	FY2023	FY2024	FY2025	FY2026	FY2027	FY2028
BONDS									
TRANSFER TAXES	54,000		54,000						
IMPACT FEES									
PAY-GO	2,000,000	2,000,000							
STATE FUNDS									
FEDERAL FUNDS									
<b>TOTAL FUNDS</b>	<b>2,054,000</b>	<b>2,000,000</b>	<b>54,000</b>						

**Operating Impacts**


	FY2023	FY2024	FY2025	FY2026	FY2027	FY2028
STAFFING -FTEs						
Software Maintenance		45,000				
<b>TOTAL COSTS</b>		<b>45,000</b>				

<b>Project Title</b> Sheriff's Headquarters Facility	<b>Project Number</b> PF-2101	<b>Classification</b> Public Facilities
<b>Project Description</b> Construct the following facility infrastructure to support the Sheriff's Office facility infrastructure requirements through 2040 as a result of the 2019 Sheriff's Office Master Planning study: 1) 44,860 SF Headquarters Facility 2) 15,000 SF Evidence Storage Building 3) 40,000 SF Vehicle Evidence Storage Lot 4) Secure personnel/patrol parking lot (235 car capacity) 5) Secure patrol/overflow vehicle parking (140 car capacity) The facilities will be designed as Risk Category Four per the St. Mary's County adopted Building Code, 2015 IBC. The new facilities will occupy the 13.5 acre area in the northeast portion of the Governmental Center. Construction costs from study based upon FY2022 construction start and should be escalated 3% for future years. Cost data was derived from contemporary, code compliant law-enforcement based facilities in the Mid-Atlantic Region. Most of the facilities in the sample have some form of ballistic resistance, structural hardening, advanced communication infrastructure, and critical system redundancy (i.e. emergency power). Construction cost of HQ facility (Phase 2) is in FY2026. Evidence Storage Facility and Site Improvements (Phase 1) top priority for FY2024. Phase 1 Design awarded on 10-19-2021.		 <p data-bbox="805 730 1520 810"> <b>Compliance With Comprehensive Plan Section</b>                      10.2.2.A.vi. Meet increasing health and public safety needs of the population. P. 10-2                 </p>
<b>Discussion of Operating Budget Impact</b> Annual cleaning costs are estimated at \$1.60 SF for all County facilities. \$73,955 for HQ Facility and \$24,720 for the Evidence Storage Building. Alarm services \$2,165, fire extinguisher testing \$125, pest control is \$885 annually for annual total cost of \$3,175. Annual utility costs at \$4/SF. The HQ Facility utilities are \$185,400. The Evidence Storage Building is \$61,800. Maintenance mechanic costs are estimated at \$1.10/SF.		

Appropriation Phase	Total Project	Prior Approval	Budget	5-Year Capital Plan					Balance to Complete
				FY2023	FY2024	FY2025	FY2026	FY2027	
PLANNING/DESIGN	3,250,000	1,750,000		1,500,000					
CONST. HQ FACILITY	23,611,155						23,611,155		
CONST. EVIDENCE STORAGE	6,303,600			6,303,600					
UTILITIES	772,500			772,500					
INSPECTION/CONST. MNGMT	750,000	50,000	250,000		450,000				
FURNISHINGS & EQUIPMENT	927,000			127,000			800,000		
INFORMATION TECHNOLOGY	154,000			100,000			54,000		
CONTINGENCY (3%)	921,850		460,925		460,925				
<b>TOTAL COSTS</b>	<b>36,690,105</b>	<b>1,800,000</b>	<b>710,925</b>	<b>8,803,100</b>	<b>910,925</b>	<b>24,465,155</b>			

Funding Schedule								
BONDS	36,690,105	1,800,000	710,925	8,803,100	910,925	24,465,155		
TRANSFER TAXES								
IMPACT FEES								
PAY-GO								
STATE FUNDS								
FEDERAL FUNDS								
<b>TOTAL FUNDS</b>	<b>36,690,105</b>	<b>1,800,000</b>	<b>710,925</b>	<b>8,803,100</b>	<b>910,925</b>	<b>24,465,155</b>		

Operating Impacts	FY2023	FY2024	FY2025	FY2026	FY2027	FY2028
STAFFING -FTEs						
CONTRACTED SERVICES (Alarm, FE testing, pest control)				3,175		
HQ FACILITY CLEANING COSTS				73,955		
HQ FACILITY UTILITIES (Elec./Water & Sewer)				185,400		
EVIDENCE STORAGE CLEANING COSTS		24,720				
EVIDENCE STORAGE UTILITIES (Elec./Water & Sewer)		61,800				
ADDITIONAL MAINTENANCE MECH COST (\$1.10/SF)		16,500		49,350		
<b>TOTAL COSTS</b>		<b>103,020</b>		<b>311,880</b>		

<b>Project Title</b> Vehicle Maintenance Facility Addition & Renovation	<b>Project Number</b> PF-23XX	<b>Classification</b> Public Facilities
<b>Project Description</b> The project consists of two elements; 1) an expansion of the vehicle bays to accommodate larger buses in the inventory, and 2) a renovation of the second floor area to convert from storage to office space. Larger buses in the vehicle inventory do not allow for two vehicles to be within a maintenance bay simultaneously with the current building layout. This significantly reduces efficiency as only one larger vehicle can be in a bay at a time. The current operations have outgrown the first floor, breakroom facilities are a documented need, and a request for a trailer was not approved to address sanitation and overcrowding of employees in the first floor work areas. The 1,125 square foot (SF) bay addition, at \$150/SF, is estimated to cost \$200,000. The alteration of the 1,800 SF second floor, at \$40/SF, is estimated to cost \$86,500. An elevator for code compliance is estimated to cost \$135,000. Network infrastructure already exists in the facility, so extension of service to second floor will not incur any additional capital costs. Costs to repair STS Bus Facility concrete slabs are estimated at \$124,000. Federal funding is being pursued under a Supplemental FY21 FTA Discretionary Capital Grant. Design for FY2023 is estimated at \$85,000.		
<b>Discussion of Operating Budget Impact</b> \$4,500 annual increase to utility costs for the bay expansion area.		<b>Compliance With Comprehensive Plan Section</b> Maintain and improve levels of efficiency and service of community facilities to meet population needs.


Appropriation Phase	Total Project	Prior Approval	Budget FY2023	5-Year Capital Plan					Balance to Complete
				FY2024	FY2025	FY2026	FY2027	FY2028	
ARCHITECT/ENGINEERING	85,000		85,000						200,000
CONSTRUCTION (Bay Expansion)	200,000								86,500
RENOVATION (2nd Floor Area)	86,500								135,000
ELEVATOR	135,000								50,000
NETWORK INFRASTRUCTURE									124,000
CONST. MANAGEMENT	50,000								<b>680,500</b>
STS BUS SHELTER SLAB	124,000								<b>85,000</b>
<b>TOTAL COSTS</b>	<b>680,500</b>		<b>85,000</b>						<b>595,500</b>

**Funding Schedule**

BONDS	119,100								119,100
TRANSFER TAXES	85,000		85,000						
IMPACT FEES									
PAY-GO									
STATE FUNDS									
FEDERAL FUNDS	476,400								476,400
<b>TOTAL FUNDS</b>	<b>680,500</b>		<b>85,000</b>						<b>595,500</b>

**Operating Impacts**

	FY2023	FY2024	FY2025	FY2026	FY2027	FY2028
STAFFING -FTEs						
<b>TOTAL COSTS</b>						


<b>Project Title</b> Central County Park	<b>Project Number</b> RP-2304	<b>Classification</b> Recreation and Parks
<b>Project Description</b> Design and construct a community park in the California area. The proposed park is envisioned as active recreation to include two multi-purpose athletic fields, four tennis courts, parking and restroom facilities on approximately half of the 76-acre property, owned by the County on Indian Bridge Road. The remaining portion will be left in its natural state and be used as passive recreation such as picnic areas and nature trails. There is a need for additional athletic facilities for community sports in the central part of the County to include California and Leonardtown areas. This project proposes design and engineering in FY2023.		
		<b>Compliance With Comprehensive Plan Section</b> 10.2.2.D Create new and enhanced facilities to provide recreational opportunities while preserving environmental, aesthetic, and cultural quality. P. 10-5
<b>Discussion of Operating Budget Impact</b>		

Appropriation Phase	Total Project	Prior Approval	Budget FY2023	5-Year Capital Plan					Balance to Complete
				FY2024	FY2025	FY2026	FY2027	FY2028	
ARCHITECT/ENGINEERING	350,000		350,000						
LAND ACQUISITION									
CONSTRUCTION									
DEMOLITION									
INSPECTION/PROJ. MGMT									
UTILITIES									
EQUIPMENT-(Picnic Tables etc.)									
OTHER									
<b>TOTAL COSTS</b>	<b>350,000</b>		<b>350,000</b>						

**Funding Schedule**

BONDS									
TRANSFER TAXES									
PAY-GO	320,000		320,000						
IMPACT FEES - PARKS									
STATE FUNDS	30,000		30,000						
FEDERAL FUNDS									
OTHER SOURCES									
<b>TOTAL FUNDS</b>	<b>350,000</b>		<b>350,000</b>						

Operating Impacts	FY2023	FY2024	FY2025	FY2026	FY2027	FY2028
STAFFING -FTEs						
PERSONAL SERVICES COSTS						
CONTRACTED SERVICES						
SUPPLIES & MATERIALS						
UTILITIES						
FURNITURE & EQUIPMENT						
OTHER						
<b>TOTAL COSTS</b>						

<b>Project Title</b> Elms Beach Park Improvements	<b>Project Number</b> RP-1601	<b>Classification</b> Recreation and Parks
<b>Project Description</b> This project addresses needed facility improvements at Elms Beach Park. This is the County's most heavily used waterfront park and is sometimes closed to additional visitors when overcrowding occurs on summer weekends and holidays. The master plan recommendations for the park includes: upgrade facilities that are at the end of their life cycle; optimize and delineate parking; improve access to the Chesapeake Bay; install new playground; improve the park entry and provide for crowd control; provide ADA accessible paths to facilities; provide a composting toilet system; a well for drinking water; and provide gathering spaces for individuals and families. Funding in FY2016 was used to develop the park master plan, design and engineering in FY2022 and construction in spring of FY2023.		
<b>Compliance With Comprehensive Plan Section</b> 10.2.2.D Create new and enhanced facilities to provide recreational opportunities while preserving environmental, aesthetic, and cultural quality. P. 10-5		
<b>Discussion of Operating Budget Impact</b> \$12,600 is requested for an hourly groundskeeper (870 hrs.) to assist with the expanded park facility. Also, funding will be needed for grass cutting, cleaning supplies, paper products and electric costs (\$3,600).		


Appropriation Phase	Total Project	Prior Approval	Budget	5-Year Capital Plan					Balance to Complete
			FY2023	FY2024	FY2025	FY2026	FY2027	FY2028	
ARCHITECT/ENGINEERING	200,000	200,000							
LAND ACQUISITION									
CONSTRUCTION	2,014,912	858,637	1,156,275						
DEMOLITION									
INSPECTION/PROJ. MGMT	25,000	25,000							
UTILITIES	25,000	25,000							
EQUIPMENT									
OTHER-Master Plan	54,074	54,074							
<b>TOTAL COSTS</b>	<b>2,318,986</b>	<b>1,162,711</b>	<b>1,156,275</b>						

**Funding Schedule**

BONDS									
TRANSFER TAXES	233,457	233,457							
PAY-GO	2,085,529	929,254	1,156,275						
IMPACT FEES - PARKS									
STATE FUNDS									
FEDERAL FUNDS									
OTHER SOURCES									
<b>TOTAL FUNDS</b>	<b>2,318,986</b>	<b>1,162,711</b>	<b>1,156,275</b>						

**Operating Impacts**

	FY2023	FY2024	FY2025	FY2026	FY2027	FY2028
STAFFING -FTEs						
PERSONAL SERVICES COSTS		12,600				
CONTRACTED SERVICES		1,000				
SUPPLIES & MATERIALS		1,400				
UTILITIES		1,200				
FURNITURE & EQUIPMENT						
OTHER						
<b>TOTAL COSTS</b>		<b>16,200</b>				

<b>Project Title</b> Myrtle Point Park	<b>Project Number</b> RP-2005	<b>Classification</b> Recreation and Parks
<p><b>Project Description</b></p> <p>The 192-acre property on the Patuxent River was acquired for a county park in January 1997 and has been open for public use for hiking, picnicking, nature study and other passive uses since that time. The Commissioners of St. Mary's County adopted a park master plan in October 2005 that formally established Myrtle Point as a nature park. Park facilities and amenities presented in the master plan include a canoe and kayak launch, picnic areas, trails, restrooms, environmental boardwalks, parking, and shoreline access. A total of \$400,00 for design and engineering planned for FY24 and park construction to be determined.</p>		 <p><b>Compliance With Comprehensive Plan Section</b></p> <p>10.2.2.D Create new and enhanced facilities to provide recreational opportunities while preserving environmental, aesthetic, and cultural quality. P. 10-5</p>
<p><b>Discussion of Operating Budget Impact</b></p> <p>Operating impacts include grass cutting.</p>		


Appropriation Phase	Total Project	Prior Approval	Budget	5-Year Capital Plan					Balance to Complete
			FY2023	FY2024	FY2025	FY2026	FY2027	FY2028	
ARCHITECT/ENGINEERING	400,000	275,000		125,000					
CONSTRUCTION	3,000,000								3,000,000
<b>TOTAL COSTS</b>	<b>3,400,000</b>	<b>275,000</b>		<b>125,000</b>					<b>3,000,000</b>

**Funding Schedule**

	Total Project	Prior Approval	FY2023	FY2024	FY2025	FY2026	FY2027	FY2028	Balance to Complete
BONDS	3,000,000								3,000,000
TRANSFER TAXES	275,000	275,000							
PAY-GO									
IMPACT FEES - PARKS	125,000			125,000					
STATE FUNDS									
FEDERAL FUNDS									
OTHER SOURCES									
<b>TOTAL FUNDS</b>	<b>3,400,000</b>	<b>275,000</b>		<b>125,000</b>					<b>3,000,000</b>

**Operating Impacts**

	FY2023	FY2024	FY2025	FY2026	FY2027	FY2028
STAFFING -FTEs						
PERSONAL SERVICES COSTS						
GRASS & GROUNDS			15,000			
SUPPLIES & MATERIALS						
UTILITIES						
FURNITURE & EQUIPMENT						
OTHER						
<b>TOTAL COSTS</b>			<b>15,000</b>			

<b>Project Title</b> Park Land and Facility Acquisition	<b>Project Number</b> RP-2204	<b>Classification</b> Recreation and Parks
<b>Project Description</b> Utilizing Local Program Open Space (POS) funds, this project enables property acquisition for County parks, public landings, and recreation facilities. Several potential acquisition projects are included in both 2012 and 2017 Land Preservation, Parks, and Recreation Plans adopted by the Commissioners of St. Mary's County. Those projects include land for expanded parking at Wicomico Shores Public Landing; Patuxent River Waterfront Park and Public Landing; park land acquisition in Lexington Park; central and lower Patuxent Public Landing; trail related acquisitions; museum related acquisitions; and land acquisition for an indoor recreation center. FY23 - Potential purchase of land in the California area for the site of a new gymnastics center.		 <p data-bbox="805 737 1518 842"> <b>Compliance With Comprehensive Plan Section</b>                      10.2.2.D Create new and enhanced facilities to provide recreational opportunities while preserving environmental, aesthetic, and cultural quality. P. 10-5                 </p>
<b>Discussion of Operating Budget Impact</b>		


Appropriation Phase	Total Project	Prior Approval	Budget	5-Year Capital Plan					Balance to Complete
			FY2023	FY2024	FY2025	FY2026	FY2027	FY2028	
ARCHITECT/ENGINEERING									
LAND ACQUISITION	2,011,624	181,624	930,000	180,000	180,000	180,000	180,000	180,000	180,000
<b>TOTAL COSTS</b>	<b>2,011,624</b>	<b>181,624</b>	<b>930,000</b>	<b>180,000</b>	<b>180,000</b>	<b>180,000</b>	<b>180,000</b>	<b>180,000</b>	<b>180,000</b>

**Funding Schedule**

	Total Project	Prior Approval	Budget	FY2023	FY2024	FY2025	FY2026	FY2027	FY2028	Balance to Complete
BONDS										
TRANSFER TAXES										
PAY-GO										
IMPACT FEES - PARKS										
STATE FUNDS	2,011,624	181,624	930,000	180,000	180,000	180,000	180,000	180,000	180,000	
FEDERAL FUNDS										
OTHER SOURCES										
<b>TOTAL FUNDS</b>	<b>2,011,624</b>	<b>181,624</b>	<b>930,000</b>	<b>180,000</b>	<b>180,000</b>	<b>180,000</b>	<b>180,000</b>	<b>180,000</b>	<b>180,000</b>	

**Operating Impacts**


	FY2023	FY2024	FY2025	FY2026	FY2027	FY2028
STAFFING -FTEs						
PERSONAL SERVICES COSTS						
CONTRACTED SERVICES						
SUPPLIES & MATERIALS						
FURNITURE & EQUIPMENT						
OTHER						
<b>TOTAL COSTS</b>						

<b>Project Title</b> Park Planning Grant	<b>Project Number</b> RP-2102	<b>Classification</b> Recreation and Parks
<b>Project Description</b> This project is to update the 2027 Land Preservation, Parks and Recreation Plan which serves at the County's five year Recreation and Parks Master Plan. A parkland planning consulting firm will be hired to work with county staff, the Recreation and Parks Advisory Board and the public to develop the Plan which is then presented to the Planning Commission for review and the Commissioners of St. Mary's County for adoption.		 <p data-bbox="797 716 1529 852"><b>Compliance With Comprehensive Plan Section</b>                  10.2.2.D Create new and enhanced facilities to provide recreational opportunities while representing environmental, aesthetic, and cultural quality. P.10-5</p>
<b>Discussion of Operating Budget Impact</b> None		

Appropriation Phase	Total Project	Prior Approval	Budget	5-Year Capital Plan					Balance to Complete
			FY2023	FY2024	FY2025	FY2026	FY2027	FY2028	
Construction	175,000	25,000	25,000	25,000	25,000	25,000	25,000	25,000	25,000
<b>TOTAL COSTS</b>	<b>175,000</b>	<b>25,000</b>	<b>25,000</b>	<b>25,000</b>	<b>25,000</b>	<b>25,000</b>	<b>25,000</b>	<b>25,000</b>	<b>25,000</b>

Funding Schedule									
STATE FUNDS	175,000	25,000	25,000	25,000	25,000	25,000	25,000	25,000	25,000
<b>TOTAL FUNDS</b>	<b>175,000</b>	<b>25,000</b>	<b>25,000</b>	<b>25,000</b>	<b>25,000</b>	<b>25,000</b>	<b>25,000</b>	<b>25,000</b>	<b>25,000</b>

Operating Impacts	FY2023	FY2024	FY2025	FY2026	FY2027	FY2028
STAFFING -FTEs						
<b>TOTAL COSTS</b>						

<b>Project Title</b> Rec Facility & Parks Improvements	<b>Project Number</b> RP-2303	<b>Classification</b> Recreation and Parks
<p><b>Project Description</b></p> <p>This project addresses capital improvements at existing recreation facilities and parks. FY23 Projects include: PARK LIGHTS: 5th District parking lights (\$85,000); COURT IMPROVEMENTS: 7th District (\$70,000); Cardinal Gibbons (169,000); Hollywood Recreation Center (22,000) PLAYGROUNDS: Baggett and Nicolet Park (\$600,000); ADA TRANSITION PLAN: Chaptico and Baggett Parks (\$200,000); ASPHALT OVERLAY: Three Notch Trail (\$100,00); 5th District Walkways (56,000) RECREATION FACILITY UPGRADES: Great Mills Pool storage building, water heater replacement, deck refurbishment and fencing (\$120,000); WICOMICO SHORES: greens improvements, dredging and pipe replacement (\$215,000) ATHLETIC FIELD FENCING: 5th District (\$13,000) FY24 Chaptico Park Skate Park (\$200,00 A&amp;E; \$450,000 Construction)</p>		 <p><b>Compliance With Comprehensive Plan Section</b> 10.2.2 D Create new and enhanced facilities to provide recreational opportunities while preserving environmental, aesthetic, and cultural quality. P.10-5</p>
<p><b>Discussion of Operating Budget Impact</b></p>		


Appropriation Phase	Total Project	Prior Approval	Budget	5-Year Capital Plan					Balance to Complete
			FY2023	FY2024	FY2025	FY2026	FY2027	FY2028	
Park Lights	1,085,000		85,000	200,000	200,000	200,000	200,000	200,000	200,000
Court Improvements	661,000		261,000		100,000	100,000	100,000	100,000	100,000
Playgrounds	2,100,000		600,000	300,000	300,000	300,000	300,000	300,000	300,000
ADA Transition Plan	1,100,000		200,000	100,000	200,000	200,000	200,000	200,000	200,000
Asphalt Overlay	1,056,000		156,000	100,000	200,000	200,000	200,000	200,000	200,000
Recreation Facility Upgrades	1,020,000		120,000	100,000	200,000	200,000	200,000	200,000	200,000
Wicomico Shores	915,000		215,000	100,000	150,000	150,000	150,000	150,000	150,000
Chaptico Park Skate Park	650,000			650,000					
Athletic Field Fencing	913,000		13,000	100,000	200,000	200,000	200,000	200,000	200,000
Parking Lots	400,000				100,000	100,000	100,000	100,000	100,000
<b>TOTAL COSTS</b>	<b>9,900,000</b>		<b>1,650,000</b>	<b>1,650,000</b>	<b>1,650,000</b>	<b>1,650,000</b>	<b>1,650,000</b>	<b>1,650,000</b>	<b>1,650,000</b>

**Funding Schedule**

BONDS	8,250,000			1,650,000	1,650,000	1,650,000	1,650,000	1,650,000	
PAY-GO	1,380,000		1,380,000						
STATE FUNDS	270,000		270,000						
<b>TOTAL FUNDS</b>	<b>9,900,000</b>		<b>1,650,000</b>	<b>1,650,000</b>	<b>1,650,000</b>	<b>1,650,000</b>	<b>1,650,000</b>	<b>1,650,000</b>	

**Operating Impacts**

	FY2023	FY2024	FY2025	FY2026	FY2027	FY2028
STAFFING -FTEs						
<b>TOTAL COSTS</b>						

<b>Project Title</b> Shannon Farm Property	<b>Project Number</b> RP-1905	<b>Classification</b> Recreation and Parks
<b>Project Description</b> Design and construct a community park in the Lexington Park area. The proposed park is envisioned to provide additional passive recreational and waterfront activities such as walking, hiking trails, kayaking, canoeing, fishing, sailing, educational and cultural activities and horseback riding on approximately 212-acre property with beach access to the Chesapeake Bay. Funding for a master plan was allocated in FY2019. Funding for design and engineering was approved in FY2020. FY2022- Master Planning and Architect and Engineering are in process. 65% concept plans show a significant increase in cost due to the steep slope in the first ¼ of mile of the trail connecting the parking lot to the beach. To maximize compliance with the American with Disabilities Act, the design was updated to include a bridge over the steepest area and a trail slope of no more than 5%. (Additional 1,500,000)		 <p data-bbox="805 730 1520 842"> <b>Compliance With Comprehensive Plan Section</b>                      10.2.2.D Create new and enhanced facilities to provide recreational opportunities while preserving environmental, aesthetic, and cultural quality. P. 10-5                 </p>
<b>Discussion of Operating Budget Impact</b>		


Appropriation Phase	Total Project	Prior Approval	Budget	5-Year Capital Plan					Balance to Complete
			FY2023	FY2024	FY2025	FY2026	FY2027	FY2028	
ARCHITECT/ENGINEERING	292,966	292,966							
LAND ACQUISITION									
CONSTRUCTION	4,243,000		4,243,000						
DEMOLITION									
INSPECTION/PROJ. MGMT									
UTILITIES									
EQUIPMENT- Picnic Tables, etc.									
OTHER- Master Plan	75,000	75,000							
<b>TOTAL COSTS</b>	<b>4,610,966</b>	<b>367,966</b>	<b>4,243,000</b>						

**Funding Schedule**

BONDS	367,966	367,966							
TRANSFER TAXES									
PAY-GO	4,243,000		4,243,000						
IMPACT FEES - PARKS									
STATE FUNDS									
FEDERAL FUNDS									
OTHER SOURCES									
<b>TOTAL FUNDS</b>	<b>4,610,966</b>	<b>367,966</b>	<b>4,243,000</b>						

**Operating Impacts**

	FY2023	FY2024	FY2025	FY2026	FY2027	FY2028
STAFFING -FTEs						
PERSONAL SERVICES COSTS						
SUPPLIES & MATERIALS						
UTILITIES						
FURNITURE & EQUIPMENT						
OTHER						
<b>TOTAL COSTS</b>						

<b>Project Title</b> Snow Hill Park	<b>Project Number</b> RP-1901	<b>Classification</b> Recreation and Parks
<p><b>Project Description</b> Design and construct a new waterfront park. The Park is envisioned to include, but not limited to hiking and nature trails, forested/conservation areas and nature interpretation, fishing, canoeing, and kayaking, motorized boat ramp and pier, picnic areas, playground, flexible use practice athletic fields, parking, and restrooms. Historic and archeological studies have been completed and the park master planning and architect and engineering for the boat ramp and kayak launch are currently under development. Recent cost estimate projections estimate a savings of over 1,500,000. Funding for construction in FY2022 and FY2023.</p>		
		<p><b>Compliance With Comprehensive Plan Section</b> 10.2.2.D Create new and enhanced parks &amp; rec. facilities that link existing parks and communities to provide expanded recreational opportunities while preserving environmental, aesthetic, and cultural quality P.10-5</p>
<p><b>Discussion of Operating Budget Impact</b></p>		


Appropriation Phase	Total Project	Prior Approval	Budget FY2023	5-Year Capital Plan					Balance to Complete
				FY2024	FY2025	FY2026	FY2027	FY2028	
ARCHITECT/ENGINEERING	575,000	575,000							
CONSTRUCTION	4,370,000	2,900,000	1,470,000						
DEMOLITION									
INSPECTION/PROJECT MANAGEMENT	100,000	100,000							
EQUIPMENT AND FURNITURE	30,000		30,000						
<b>TOTAL COSTS</b>	<b>5,075,000</b>	<b>3,575,000</b>	<b>1,500,000</b>						

**Funding Schedule**

	Total Project	Prior Approval	Budget FY2023	FY2024	FY2025	FY2026	FY2027	FY2028	Balance to Complete
BONDS	2,550,000	2,550,000							
TRANSFER TAXES									
IMPACT FEES	460,000	410,000	50,000						
PAY-GO	1,065,000	115,000	950,000						
STATE FUNDS	1,000,000	500,000	500,000						
FEDERAL FUNDS									
OTHER SOURCES									
<b>TOTAL FUNDS</b>	<b>5,075,000</b>	<b>3,575,000</b>	<b>1,500,000</b>						

**Operating Impacts**

	FY2023	FY2024	FY2025	FY2026	FY2027	FY2028
STAFFING -FTEs						
SUPPLIES AND MATERIALS						
UTILITIES						
FURNITURE & EQUIPMENT						
OTHER						
<b>TOTAL COSTS</b>						

<b>Project Title</b> Sports Complex	<b>Project Number</b> RP-1904	<b>Classification</b> Recreation and Parks
<b>Project Description</b> To build a state-of-the-art, multi-sports complex (9 playing fields) on county owed property known as St. Mary's Crossing in California, Maryland. Adequate Public Facility needs and site location should be reviewed/updated. The sports complex is envisioned to have numerous multi-purpose athletic fields that will be able to support youth soccer, lacrosse, field hockey and football games and tournaments. Phase I to include: four multi-purpose Synthetic Sports Turf athletic fields, restroom/concessions building and adequate parking facilities with lighting. Phase II to include: five additional multi-purpose Bermuda Grass athletic fields and additional parking. Design and engineering approved in FY2020. FY2022 State funds represents Bond Initiative request approved by CSMC on December 1, 2020.		 <p data-bbox="805 730 1518 835"> <b>Compliance With Comprehensive Plan Section</b>                      10.2.2.D Create new and enhanced parks &amp; rec. facilities that link existing parks and communities to provide expanded recreational opportunities while preserving environmental, aesthetic, and cultural quality P.10-5                 </p>
<b>Discussion of Operating Budget Impact</b>		


Appropriation Phase	Total Project	Prior Approval	Budget	5-Year Capital Plan					Balance to Complete
			FY2023	FY2024	FY2025	FY2026	FY2027	FY2028	
ENGINEERING/SURVEY	572,000	202,000							370,000
LAND ACQUISITION									
CONSTRUCTION/SITWORK	5,615,000								5,615,000
CONSTRUCTION MANAGEMENT	230,000								230,000
FURNITURE & EQUIPMENT (IT)	100,000								100,000
OTHER-CONTINGENCY	925,000								925,000
<b>TOTAL COSTS</b>	<b>7,442,000</b>	<b>202,000</b>							<b>7,240,000</b>

**Funding Schedule**

BONDS	4,780,000								4,780,000
TRANSFER TAXES	52,000	52,000							
PAY-GO									
STATE FUNDS	953,569	150,000							803,569
FEDERAL FUNDS									
OTHER SOURCES	160,000								160,000
OTHER SOURCES	1,496,431								1,496,431
<b>TOTAL FUNDS</b>	<b>7,442,000</b>	<b>202,000</b>							<b>7,240,000</b>

**Operating Impacts**

	FY2023	FY2024	FY2025	FY2026	FY2027	FY2028
STAFFING -FTEs						
PERSONAL SERVICES COSTS						
SUPPLIES & MATERIALS						
UTILITIES						
GRASS & GROUNDS						
OTHER						
<b>TOTAL COSTS</b>						

<b>Project Title</b> Three Notch Trail - Phase Eight	<b>Project Number</b> RP-2104	<b>Classification</b> Recreation and Parks
<b>Project Description</b> Phase Eight: MD 245 Hollywood Road to Friendship School Road. This project continues development of the Three Notch Trail (TNT), a 10 ft. wide multi-use trail on the former railroad right-of-way. Funding requested in FY2021 will enable design and engineering of Phase Eight, a four and one-half mile section from MD 245 Hollywood Road to Friendship School Road. Funding for A&E is requested for FY24 and construction will be requested in 2026. The TNT will enable walking, bicycling, running and roller blading. The trail will also serve as a transportation alternative from residential neighborhoods to shopping, restaurants, and businesses.		 <p data-bbox="805 730 1520 814"> <b>Compliance With Comprehensive Plan Section</b>                      11.5.3.A Provide expanded pedestrian and bicycle recreational and transportation opportunities. P. 11-10                 </p>
<b>Discussion of Operating Budget Impact</b>		


Appropriation Phase	Total Project	Prior Approval	Budget	5-Year Capital Plan					Balance to Complete
			FY2023	FY2024	FY2025	FY2026	FY2027	FY2028	
ARCHITECT/ENGINEERING	350,000	350,000							
LAND ACQUISITION									
DEMOLITION									
INSPECTION/PROJ. MGMT	90,000					90,000			
UTILITIES									
EQUIPMENT									
OTHER: SIGNAGE/LANDSCAPING	60,000					60,000			
CONSTRUCTION	4,950,000					4,950,000			
<b>TOTAL COSTS</b>	<b>5,450,000</b>	<b>350,000</b>				<b>5,100,000</b>			

**Funding Schedule**

BONDS	920,000					920,000			
TRANSFER TAXES									
PAY-GO	350,000	350,000							
IMPACT FEES - PARKS	100,000					100,000			
STATE FUNDS									
FEDERAL FUNDS	4,080,000					4,080,000			
OTHER SOURCES									
<b>TOTAL FUNDS</b>	<b>5,450,000</b>	<b>350,000</b>				<b>5,100,000</b>			

**Operating Impacts**


	FY2023	FY2024	FY2025	FY2026	FY2027	FY2028
STAFFING -FTEs						
PERSONAL SERVICES COSTS						
CONTRACTED SERVICES						
SUPPLIES & MATERIALS						
UTILITIES						
FURNITURE & EQUIPMENT						
OTHER						
<b>TOTAL COSTS</b>						

<b>Project Title</b> YMCA Great Mills	<b>Project Number</b> RP-2004	<b>Classification</b> Recreation and Parks
<b>Project Description</b> This project would construct a multiple use Recreation Center. The facility may include a gymnasium, fitness center, competitive gymnastics training room, Wi-Fi, locker rooms, restrooms, storage, basketball courts, multi-purpose rooms (2), meeting/social hall, catering kitchen, office spaces and vehicle parking. The project proposes design and engineering in FY2022 and construction in FY2025. On April 9, 2019, approval was given to work with the YMCA of the Chesapeake to bring a YMCA to St. Mary's County. On May 11, 2021, the Commissioner requested authorized expenditure of the \$450,000 in A&E to enable site selection and development of a non-profit and a fund-raising program. A feasibility study conducted Fall 2020. The YMCA Site Committee provided a conceptual design to St. Mary's County Commissioners in November 2021 and the Great Mills Property was chosen as the most desired location.		
<b>Discussion of Operating Budget Impact</b>		<b>Compliance With Comprehensive Plan Section</b> 10.2.2.D Create new and enhanced parks & rec facilities that link existing parks and communities to provide expanded rec opportunities while preserving environmental, aesthetic, and cultural quality. P. 10-5

Appropriation Phase	Total Project	Prior Approval	Budget FY2023	5-Year Capital Plan					Balance to Complete
				FY2024	FY2025	FY2026	FY2027	FY2028	
ENGINEERING/SURVEY	1,106,000	525,000	581,000						
LAND ACQUISITION									
CONSTRUCTION/SITWORK	14,000,000				14,000,000				
CONSTRUCTION MANAGEMENT	200,000				200,000				
FURNITURE & EQUIPMENT	200,000				200,000				
OTHER	1,400,000				1,400,000				
<b>TOTAL COSTS</b>	<b>16,906,000</b>	<b>525,000</b>	<b>581,000</b>		<b>15,800,000</b>				

Funding Schedule										
BONDS	10,950,000	450,000				10,500,000				
TRANSFER TAXES										
IMPACT FEES	100,000					100,000				
PAY-GO	656,000	75,000	581,000							
STATE FUNDS	200,000					200,000				
FEDERAL FUNDS										
OTHER SOURCES	5,000,000					5,000,000				
<b>TOTAL FUNDS</b>	<b>16,906,000</b>	<b>525,000</b>	<b>581,000</b>			<b>15,800,000</b>				


Operating Impacts	FY2023	FY2024	FY2025	FY2026	FY2027	FY2028
STAFFING -FTEs						
PERSONAL SERVICES COSTS						
CONTRACTED SERVICES						
SUPPLIES & MATERIALS						
UTILITIES						
FURNITURE & EQUIPMENT						
OTHER						
<b>TOTAL COSTS</b>						

<b>Project Title</b> St. Inigoes Boating Facility	<b>Project Number</b> PL2101	<b>Classification</b> Recreation and Parks
<b>Project Description</b> Funding for the St. Inigoes boat ramp finger piers, wing wall, dredging and ramp replacement project. Replacement of decking on two finger piers, side boards on boat ramp side of wing walls and replacement of concrete boat ramp pad. Dredging of boat ramp area, removing approximately 180CY. \$250,000K A&E; \$75,000 Dredging; \$250,000 Finger piers and wing walls; \$30,000 Concrete Pad.		 <p data-bbox="805 730 1521 842"> <b>Compliance With Comprehensive Plan Section</b>                      10.2.2D Create new and Enhanced facilities to provide recreational opportunities while preserving environmental, aesthetic and cultural quality. P 10-5                 </p>
<b>Discussion of Operating Budget Impact</b>		

Appropriation Phase	Total Project	Prior Approval	Budget FY2023	5-Year Capital Plan					Balance to Complete
				FY2024	FY2025	FY2026	FY2027	FY2028	
Architecture Design	250,000	250,000							
Construction	355,000		355,000						
<b>TOTAL COSTS</b>	<b>605,000</b>	<b>250,000</b>	<b>355,000</b>						

Funding Schedule									
STATE FUNDS	250,000	250,000							
FEDERAL FUNDS	355,000		355,000						
<b>TOTAL FUNDS</b>	<b>605,000</b>	<b>250,000</b>	<b>355,000</b>						


Operating Impacts	FY2023	FY2024	FY2025	FY2026	FY2027	FY2028
STAFFING -FTEs						
<b>TOTAL COSTS</b>						

<b>Project Title</b> Benjamin Banneker Elementary School Roof Pre-Design Study	<b>Project Number</b> PS-2801	<b>Classification</b> St. Mary's County Public Schools
<b>Project Description</b> As part of the annual review and update of the CMP, the roof replacement projects are reviewed. This future State project will replace approximately 36,000 square feet of the existing roof that was last replaced in 1998. This Pre-Design study will review the whole roof to determine if any additional work needs to be included in the future project. Maintenance monitors the roof and provides repairs on an as-needed basis, pending the roof replacement. Local funds are being requested in FY 2028 for completion of a study to assist with project scope development in advance of the project.		 <p><b>Photo 13</b></p> <p><b>Compliance With Comprehensive Plan Section</b>                  10.2.2.C.i Ensure adequate availability and adequacy of schools and educational resources. P. 10-3</p>
<b>Discussion of Operating Budget Impact</b>		

Appropriation Phase	Total Project	Prior Approval	Budget	5-Year Capital Plan					Balance to Complete
			FY2023	FY2024	FY2025	FY2026	FY2027	FY2028	
ARCHITECT/ENGINEERING	40,000								40,000
LAND ACQUISITION									
CONSTRUCTION									
DEMOLITION									
INSPECTION/PROJ. MGMT									
UTILITIES									
EQUIPMENT									
OTHER									
<b>TOTAL COSTS</b>	<b>40,000</b>								<b>40,000</b>

Funding Schedule									
BONDS									
TRANSFER TAXES	40,000								40,000
PAY-GO									
IMPACT FEES - SCHOOLS									
STATE FUNDS									
FEDERAL FUNDS									
OTHER SOURCES									
<b>TOTAL FUNDS</b>	<b>40,000</b>								<b>40,000</b>


Operating Impacts	FY2023	FY2024	FY2025	FY2026	FY2027	FY2028
STAFFING -FTEs						
PERSONAL SERVICE COSTS						
CONTRACTED SERVICES						
OTHER						
<b>TOTAL COSTS</b>						

<b>Project Title</b> Building Infrastructure - Critical	<b>Project Number</b> PS-1804	<b>Classification</b> St. Mary's County Public Schools
<b>Project Description</b> This program provides funds for major replacement, deferred maintenance and repair projects, system upgrades, and critical maintenance and repairs to critical building components to include: air handlers, chillers, cooling towers, fire alarms, oil tanks, water feeds, well pumps, and fields/grounds. FY 2023: RES Air Handlers \$453,000, Chillers \$300,000, Fields/Grounds \$220,000, PPES Generator \$98,000, WMES Fuel Oil Line Replacement \$96,000 FY 2024: LMDES Well Pump Replacement \$65,000, Chillers \$200,000, GHES Lift Station \$30,000, GHES Generator \$70,000, Fields/Grounds \$200,000, LHS Generator \$275,000, Fairlead Academy I Rooftop Unit \$28,000 FY 2025: Generators: HES \$126,000, EMS \$60,000, Fields/Grounds \$200,000 FY 2026: BBES ECC Fuel Tank \$160,000, Fields/Grounds \$200,000 FY 2027: WMES Electric Panel/Generator \$170,000, BBES Generator \$126,000, LHS Elevator Upgrade \$160,000, DSS Control Panel \$36,000, HVAC Control Refurbishment: BBES, EES, \$225,000, GMHS Scoreboard \$47,000, Fields/Grounds \$200,000 FY 2028: LPES, DJAFCTC, and MBMS Emergency Generators \$531,000 (\$50,000, \$206,000, & \$275,000), GMHS Water Heaters \$156,000, & Fields/Grounds \$200,000		 <p><b>Compliance With Comprehensive Plan Section</b>                  10.2.2.C.i Ensure adequate availability and adequacy of schools and educational resources. P. 10-3</p>
<b>Discussion of Operating Budget Impact</b>		

Appropriation Phase	Total Project	Prior Approval	Budget	5-Year Capital Plan					Balance to Complete
			FY2023	FY2024	FY2025	FY2026	FY2027	FY2028	
ARCHITECT/ENGINEERING	170,000	80,000	15,000	15,000	15,000	15,000	15,000	15,000	
LAND ACQUISITION									
CONSTRUCTION	8,569,000	4,027,000	1,152,000	853,000	371,000	345,000	949,000	872,000	
DEMOLITION									
INSPECTION / PROJ. MGMT.									
UTILITIES									
EQUIPMENT									
OTHER -CONTINGENCY									
<b>TOTAL COSTS</b>	<b>8,739,000</b>	<b>4,107,000</b>	<b>1,167,000</b>	<b>868,000</b>	<b>386,000</b>	<b>360,000</b>	<b>964,000</b>	<b>887,000</b>	

Funding Schedule									
BONDS	6,494,016	2,948,000	949,016		386,000	360,000	964,000	887,000	
TRANSFER TAXES	2,144,984	1,059,000	217,984	868,000					
IMPACT FEES									
PAY-GO									
STATE FUNDS	100,000	100,000							
FEDERAL FUNDS									
OTHER SOURCES									
<b>TOTAL FUNDS</b>	<b>8,739,000</b>	<b>4,107,000</b>	<b>1,167,000</b>	<b>868,000</b>	<b>386,000</b>	<b>360,000</b>	<b>964,000</b>	<b>887,000</b>	

Operating Impacts	FY2023	FY2024	FY2025	FY2026	FY2027	FY2028
STAFFING -FTEs						
PERSONAL SERVICES COSTS						
CONTRACTED SERVICES						
SUPPLIES & MATERIALS						
UTILITIES						
FURNITURE & EQUIPMENT						
OTHER						
<b>TOTAL COSTS</b>						

<b>Project Title</b> Building Infrastructure - Programmatic	<b>Project Number</b> PS-1805	<b>Classification</b> St. Mary's County Public Schools
<b>Project Description</b> This program provides funds for programmatic construction and repairs of projects identified in the Comprehensive Maintenance Plan for Educational Facilities for life cycle replacement, to include: site paving, playgrounds, and flooring. Anticipated projects typically require minimal design services. FY 2023: GWCES, GKES, RES, Flooring \$160,000 (\$35,000, \$90,000, \$35,000) DES, GWCES, HES Paving \$331,000 (\$118,000, \$107,000, \$106,000), Playgrounds \$150,000, Gym Floor Replacement Design Study \$50,000 FY 2024: BBES, LES, MBMS Flooring \$126,000 (\$38,000, \$38,000, \$50,000) BBES, GHES, LPES Paving \$354,000 (\$47,000, \$190,000, \$117,000) FY 2025: RES, DJAFCTC Paving \$760,000 (\$128,000, \$632,000), CHS Locker Room Plumbing \$15,000 FY 2026: BBES ECC (tile & flooring), EES, DJAFCTC Flooring \$280,000 (\$67,000, \$114,000, \$38,000, \$61,000) Fairlead 1, Central Office, MBMS Paving \$491,000 (\$110,000, \$77,000, \$304,000), GKES & WMES Fire Alarm \$114,000 (\$69,000, \$45,000) FY 2027: OES, LMS Carpet \$84,000 (\$16,000, \$68,000), OES Fire Alarm \$130,000, LHS Paving \$500,000, Skylight Replacement: BBES, DSS, LPES, OES, PHES \$175,000 FY 2028: DSS Paving \$81,000, TCES, OES, WMES Flooring & ACM \$129,000 (\$49,000, \$42,000, \$38,000), DJAFCTC, BBES, GKES, PHES Exterior Caulking & Repointing-\$233,000 (\$100,000, \$46,000, \$42,000, \$45,000), EES Green Roof Replacement \$125,000		
<b>Compliance With Comprehensive Plan Section</b> 10.2.2.C.i Ensure adequate availability and adequacy of schools and educational resources. P. 10-3		
<b>Discussion of Operating Budget Impact</b>		


Appropriation Phase	Total Project	Prior Approval	Budget	5-Year Capital Plan					Balance to Complete
			FY2023	FY2024	FY2025	FY2026	FY2027	FY2028	
ARCHITECT/ENGINEERING	166,000	56,000	60,000	10,000	10,000	10,000	10,000	10,000	
LAND ACQUISITION									
CONSTRUCTION	9,623,000	5,445,000	631,000	470,000	765,000	875,000	879,000	558,000	
DEMOLITION									
INSPECTION/PROJ. MGMT.									
UTILITIES									
OTHER- CONTINGENCY									
<b>TOTAL COSTS</b>	<b>9,789,000</b>	<b>5,501,000</b>	<b>691,000</b>	<b>480,000</b>	<b>775,000</b>	<b>885,000</b>	<b>889,000</b>	<b>568,000</b>	

**Funding Schedule**

BONDS	5,392,311	2,798,211		252,100		885,000	889,000	568,000	
TRANSFER TAXES	3,863,689	2,650,789	210,000	227,900	775,000				
IMPACT FEES									
PAY-GO	533,000	52,000	481,000						
STATE FUNDS									
FEDERAL FUNDS									
OTHER SOURCES									
<b>TOTAL FUNDS</b>	<b>9,789,000</b>	<b>5,501,000</b>	<b>691,000</b>	<b>480,000</b>	<b>775,000</b>	<b>885,000</b>	<b>889,000</b>	<b>568,000</b>	

**Operating Impacts**


	FY2023	FY2024	FY2025	FY2026	FY2027	FY2028
STAFFING -FTEs						
PERSONAL SERVICES COSTS						
CONTRACTED SERVICES						
SUPPLIES & MATERIALS						
UTILITIES						
FURNITURE & EQUIPMENT						
OTHER						
<b>TOTAL COSTS</b>						

<b>Project Title</b> Chopticon High School - HVAC Systemic Renovation	<b>Project Number</b> PS-2203	<b>Classification</b> St. Mary's County Public Schools
<b>Project Description</b> This project is for the replacement of the HVAC system for the building, last updated in 2000. At the time of completion of the project, the system will be 26 years old. Maintenance monitors the system and provides repairs on an as-needed basis, pending the replacement. In conjunction with a budget amendment returning funds to the CIP FIN 22 reserve, \$125,000 in local funds is being requested in FY 2022 for completion of a pre-design study, which will enable preparation of a project scope in advance of realignment of the FY 2024 State CIP to include this project utilizing Built to Learn Act (BTLA) funding. This funding request was approved by the Commissioners of St. Mary's County on October 19, 2021, therefore funding for FY2024 has been removed from this project.		
<b>Compliance With Comprehensive Plan Section</b> 10.2.2.C.i Ensure adequate availability and adequacy of schools and educational resources. P. 10-3		
<b>Discussion of Operating Budget Impact</b>		

Appropriation Phase	Total Project	Prior Approval	Budget FY2023	5-Year Capital Plan					Balance to Complete
				FY2024	FY2025	FY2026	FY2027	FY2028	
ARCHITECT/ENGINEERING	1,843,000	125,000			889,000	829,000			
LAND ACQUISITION									
CONSTRUCTION	24,702,000				223,000	12,188,000	8,320,000	3,971,000	
DEMOLITION									
INSPECTION/PROJ. MGMT	10,000					10,000			
UTILITIES	15,000					15,000			
EQUIPMENT									
OTHER									
<b>TOTAL COSTS</b>	<b>26,570,000</b>	<b>125,000</b>			<b>1,112,000</b>	<b>13,042,000</b>	<b>8,320,000</b>	<b>3,971,000</b>	

Funding Schedule									
BONDS	15,405,000	125,000			1,112,000	5,692,000	4,505,000	3,971,000	
TRANSFER TAXES									
IMPACT FEES									
PAY-GO									
STATE FUNDS	11,165,000					7,350,000	3,815,000		
FEDERAL FUNDS									
OTHER SOURCES									
<b>TOTAL FUNDS</b>	<b>26,570,000</b>	<b>125,000</b>			<b>1,112,000</b>	<b>13,042,000</b>	<b>8,320,000</b>	<b>3,971,000</b>	


Operating Impacts	FY2023	FY2024	FY2025	FY2026	FY2027	FY2028
STAFFING -FTEs						
PERSONAL SERVICES						
CONTRACTED SERVICES						
OTHER						
Utilities						
<b>TOTAL COSTS</b>						

<b>Project Title</b> Dr. James A. Forrest Career & Technology Center Video Studio Renovation Design Study	<b>Project Number</b> PS-2701	<b>Classification</b> St. Mary's County Public Schools
<b>Project Description</b> As part of the annual review and update of the CMP, projects are reviewed. Local funds are being requested in FY 2027 for completion of a study to assist with project scope development in advance of the project. This project will renovate the video studio at the Dr. James A. Forrest Career & Technology Center. The project will include Green Screen room alteration and installation, HVAC renovation and separation of the classroom and production areas, installation of new lighting to safe touch (high-efficiency) in the production area, reallocation of space to meet educational program needs, and recommendations on revision to HD video equipment.	 <p data-bbox="805 751 1463 835"><b>Compliance With Comprehensive Plan Section</b> 10.2.2.C.i Ensure adequate availability and adequacy of schools and educational resources. P. 10-3</p>	
<b>Discussion of Operating Budget Impact</b>		

Appropriation Phase	Total Project	Prior Approval	Budget	5-Year Capital Plan					Balance to Complete
			FY2023	FY2024	FY2025	FY2026	FY2027	FY2028	
ARCHITECT/ENGINEERING	25,000							25,000	
LAND ACQUISITION									
CONSTRUCTION									
DEMOLITION									
INSPECTION/PROJ. MGMT									
UTILITIES									
EQUIPMENT									
OTHER									
<b>TOTAL COSTS</b>	<b>25,000</b>							<b>25,000</b>	

Funding Schedule									
BONDS									
TRANSFER TAXES	25,000							25,000	
IMPACT FEES									
PAY-GO									
STATE FUNDS									
FEDERAL FUNDS									
OTHER SOURCES									
<b>TOTAL FUNDS</b>	<b>25,000</b>							<b>25,000</b>	


Operating Impacts	FY2023	FY2024	FY2025	FY2026	FY2027	FY2028
STAFFING -FTEs						
PERSONAL SERVICE COSTS						
CONTRACTED SERVICES						
OTHER						
<b>TOTAL COSTS</b>						

<b>Project Title</b> Great Mills High School - Partial Roof Replacement	<b>Project Number</b> PS-2103	<b>Classification</b> St. Mary's County Public Schools
<b>Project Description</b> As part of the annual review and update of the Comprehensive Maintenance Plan for Educational Facilities, the roof replacement projects are reviewed. This project will replace approximately 125,652 square feet of existing bituminous roof that is failing. This project does not include the area (90,982) of the partial roof replacement project funded in FY 2019/FY 2020. This area of the roof was last replaced in 1997 as part of the addition/renovation project and will be 27 years old at the time of replacement. Maintenance monitors the roof and provides repairs on an as-needed basis, pending the roof replacement. A study and partial design were completed in advance of the project with local funds allocated in FY 2021.		 <p data-bbox="805 743 1513 873"> <b>Compliance With Comprehensive Plan Section</b>                      10.2.2.C.i Ensure adequate availability and adequacy of schools and educational resources. P. 10-3                 </p>
<b>Discussion of Operating Budget Impact</b>		

Appropriation Phase	Total Project	Prior Approval	Budget					Balance to Complete
			FY2023	FY2024	FY2025	FY2026	FY2027	
ARCHITECT/ENGINEERING	914,000	42,000	436,000	436,000				
LAND ACQUISITION								
CONSTRUCTION	9,933,000		1,039,000	8,894,000				
DEMOLITION								
INSPECTION/PROJ. MGMT	10,000		10,000					
UTILITIES	15,000		15,000					
EQUIPMENT								
OTHER								
<b>TOTAL COSTS</b>	<b>10,872,000</b>	<b>42,000</b>	<b>1,500,000</b>	<b>9,330,000</b>				

Funding Schedule								
BONDS	5,543,000		1,500,000	4,043,000				
TRANSFER TAXES	42,000	42,000						
IMPACT FEES								
PAY-GO								
STATE FUNDS	5,287,000			5,287,000				
FEDERAL FUNDS								
OTHER SOURCES								
<b>TOTAL FUNDS</b>	<b>10,872,000</b>	<b>42,000</b>	<b>1,500,000</b>	<b>9,330,000</b>				


Operating Impacts	FY2023	FY2024	FY2025	FY2026	FY2027	FY2028
STAFFING -FTEs						
SUPPLIES & MATERIALS						
PERSONAL SERVICES COSTS						
UTILITIES						
<b>TOTAL COSTS</b>						

<b>Project Title</b> Green Holly Elementary School - Roof/HVAC Systemic Renovation	<b>Project Number</b> PS-2301	<b>Classification</b> St. Mary's County Public Schools
<b>Project Description</b> This project will replace 46,450 square feet of existing bituminous roof on Building A that is failing and 6,185 square feet of existing bituminous roof on Building B that is failing. This project does not include the area (51,740 square feet) of Building B that was funded in FY 2019/FY 2020 and completed in 2021. The Building A roof was last replaced in 1992 and will be 33 years old at the time of replacement. The subject portion of the Building B roof was last replaced in 1999 and at the time of completion will be 26 years old. The project also includes the replacement of the HVAC system for Building B, which was last replaced in 1992. At the time of completion of the project, the system will be 32 years old. Maintenance monitors the roof and HVAC system and provides repairs on an as-needed basis, pending the replacements. Local funds are being requested in FY 2023 for completion of a study and partial design in advance of the project.		<b>Compliance With Comprehensive Plan Section</b> 10.2.2.C.i Ensure adequate availability and adequacy of schools and educational resources. P. 10-3
<b>Discussion of Operating Budget Impact</b>		

Appropriation Phase	Total Project	Prior Approval	Budget	5-Year Capital Plan					Balance to Complete
			FY2023	FY2024	FY2025	FY2026	FY2027	FY2028	
ARCHITECT/ENGINEERING	884,000		59,000	708,000	117,000				
LAND ACQUISITION									
CONSTRUCTION	9,624,000			542,000	9,082,000				
DEMOLITION									
INSPECTION/PROJ. MGMT	10,000				10,000				
UTILITIES	15,000				15,000				
EQUIPMENT									
OTHER									
<b>TOTAL COSTS</b>	<b>10,533,000</b>		<b>59,000</b>	<b>1,250,000</b>	<b>9,224,000</b>				

Funding Schedule									
BONDS	5,374,000			1,250,000	4,124,000				
TRANSFER TAXES	59,000		59,000						
IMPACT FEES									
PAY-GO									
STATE FUNDS	5,100,000				5,100,000				
FEDERAL FUNDS									
OTHER SOURCES									
<b>TOTAL FUNDS</b>	<b>10,533,000</b>		<b>59,000</b>	<b>1,250,000</b>	<b>9,224,000</b>				


Operating Impacts	FY2023	FY2024	FY2025	FY2026	FY2027	FY2028
STAFFING -FTEs						
PERSONAL SERVICE COSTS						
CONTRACTED SERVICES						
SUPPLIES & MATERIALS						
OTHER						
<b>TOTAL COSTS</b>						

<b>Project Title</b> Leonardtown High School - HVAC Pre-Design Study	<b>Project Number</b> PS-2702	<b>Classification</b> St. Mary's County Public Schools
<b>Project Description</b> This project is for the replacement of the HVAC system for the building, last updated in 2002. At the time of completion of the project, the system will be 27 years old. Maintenance monitors the system and provides repairs on an as-needed basis, pending the replacement. Local funds are being requested in FY 2027 for completion of a study in advance of the project.	 <p data-bbox="805 751 1521 873"><b>Compliance With Comprehensive Plan Section</b>                  10.2.2.C.i Ensure adequate availability and adequacy of schools and educational resources. P. 10-3</p>	
<b>Discussion of Operating Budget Impact</b>		

Appropriation Phase	Total Project	Prior Approval	Budget	5-Year Capital Plan					Balance to Complete
			FY2023	FY2024	FY2025	FY2026	FY2027	FY2028	
ARCHITECT/ENGINEERING	75,000							75,000	
LAND ACQUISITION									
CONSTRUCTION									
DEMOLITION									
INSPECTION/PROJ. MGMT									
UTILITIES									
EQUIPMENT									
OTHER									
<b>TOTAL COSTS</b>	<b>75,000</b>							<b>75,000</b>	

Funding Schedule									
BONDS									
TRANSFER TAXES	75,000							75,000	
IMPACT FEES									
PAY-GO									
STATE FUNDS									
FEDERAL FUNDS									
OTHER SOURCES									
<b>TOTAL FUNDS</b>	<b>75,000</b>							<b>75,000</b>	

Operating Impacts	FY2023	FY2024	FY2025	FY2026	FY2027	FY2028
STAFFING -FTEs						
PERSONAL SERVICE COSTS						
CONTRACTED SERVICES						
OTHER						
<b>TOTAL COSTS</b>						

<b>Project Title</b> Lettie Marshall Dent Elementary School - Modernization	<b>Project Number</b> PS-2101	<b>Classification</b> St. Mary's County Public Schools
<b>Project Description</b> This project will replace the HVAC system, installed in 1992 at the time of the addition. The project will also replace the roof of the 1992 addition (19,210 sf), which is original and will be 31 years old at the time of replacement. Additional work includes lighting & communication system upgrades (phone, security, fire alarm, communication) as well as installation of a transfer switch to allow for large roll-off generators to power essential portions of the building. The project also includes replacement of the existing underground fuel & water tanks. This limited renovation will include the required building system & educational program enhancements. Maintenance monitors the HVAC system & roof and provides repairs on an as-needed basis, pending the replacement. A study and partial design were completed in advance of the project with local funds allocated in FY 2021 resulting in recommendations to: replace existing wall base & flooring throughout, interior painting & repointing of walls as needed, replace all existing ACT ceiling with grid & acoustic ceiling tiles, patch & repaint all hard ceilings, replace all classroom casework, replace all chalkboards with magnetic white boards, install new tackboards, remove 1980's vision glass and replace with safety glass, complete code analysis on interior doors, complete modifications to restrooms & drinking fountains for ADA compliance, provide for a security entry vestibule, reconfigure health room to meet current standards, and relocation of the art kiln.		<b>Compliance With Comprehensive Plan Section</b> 10.2.2.C.i Ensure adequate availability and adequacy of schools and educational resources. P. 10-3
<b>Discussion of Operating Budget Impact</b>		


Appropriation Phase	Total Project	Prior Approval	Budget FY2023	5-Year Capital Plan					Balance to Complete
				FY2024	FY2025	FY2026	FY2027	FY2028	
ARCHITECT/ENGINEERING	711,000	462,000	249,000						
LAND ACQUISITION									
CONSTRUCTION	8,359,000		6,750,000	1,609,000					
DEMOLITION									
INSPECTION/PROJ.MGMT.	10,000		10,000						
UTILITIES	15,000		15,000						
EQUIPMENT	500,000		250,000	250,000					
<b>TOTAL COSTS</b>	<b>9,595,000</b>	<b>462,000</b>	<b>7,274,000</b>	<b>1,859,000</b>					

**Funding Schedule**

BONDS	4,625,000	462,000	2,304,000	1,859,000					
TRANSFER TAXES									
IMPACT FEES									
PAY-GO									
STATE FUNDS	4,970,000		4,970,000						
FEDERAL FUNDS									
OTHER SOURCES									
<b>TOTAL FUNDS</b>	<b>9,595,000</b>	<b>462,000</b>	<b>7,274,000</b>	<b>1,859,000</b>					

**Operating Impacts**

	FY2023	FY2024	FY2025	FY2026	FY2027	FY2028
STAFFING -FTEs						
PERSONAL SERVICES COSTS						
CONTRACTED SERVICES						
SUPPLIES & MATERIALS						
UTILITIES						
FURNITURE & EQUIPMENT						
OTHER						
<b>TOTAL COSTS</b>						

<b>Project Title</b> Lexington Park Elementary School - Roof Replacement	<b>Project Number</b> PS-2601	<b>Classification</b> St. Mary's County Public Schools
<b>Project Description</b> This project will replace approximately 39,965 square feet of the existing roof. Maintenance monitors the roof and provides repairs on an as-needed basis, pending the roof replacement. Local funds are being requested in FY 2026 for completion of a study to assist with project scope development in advance of the project.		 <p data-bbox="805 758 1521 877"> <b>Compliance With Comprehensive Plan Section</b>                      10.2.2.C.i Ensure adequate availability and adequacy of schools and educational resources. P. 10-3                 </p>
<b>Discussion of Operating Budget Impact</b>		


Appropriation Phase	Total Project	Prior Approval	Budget FY2023	5-Year Capital Plan					Balance to Complete
				FY2024	FY2025	FY2026	FY2027	FY2028	
ARCHITECT/ENGINEERING	40,000					40,000			
LAND ACQUISITION									
CONSTRUCTION									
DEMOLITION									
INSPECTION/PROJ. MGMT									
UTILITIES									
EQUIPMENT									
OTHER									
<b>TOTAL COSTS</b>	<b>40,000</b>					<b>40,000</b>			

**Funding Schedule**

BONDS									
TRANSFER TAXES	40,000					40,000			
IMPACT FEES									
PAY-GO									
STATE FUNDS									
FEDERAL FUNDS									
OTHER SOURCES									
<b>TOTAL FUNDS</b>	<b>40,000</b>					<b>40,000</b>			

**Operating Impacts**

	FY2023	FY2024	FY2025	FY2026	FY2027	FY2028
STAFFING -FTEs						
PERSONAL SERVICE COSTS						
CONTRACTED SERVICES						
OTHER						
<b>TOTAL COSTS</b>						

<b>Project Title</b> Mechanicsville Elementary School - Limited Renovation	<b>Project Number</b> PS-2001	<b>Classification</b> St. Mary's County Public Schools
<b>Project Description</b> This project will address six major building systems including: window replacement, exterior door replacement, fire alarm system, new sprinkler system, ceiling replacement, and an electrical upgrade. The required educational program enhancements will include: security vestibule, portico enhancement, lighting upgrade, flooring, IT upgrades, PA system, bathroom upgrade, ADA compliance, asbestos removal, cafeteria serving line, health suite modifications, gym office and storage, and classroom cabinetry. This building was constructed in 1951 and had additions in 1960 and 1979. The roof and HVAC components have been addressed through previous capital projects. Local funds were provided in FY 2020 for completion of a study to assist with the development of the project scope in advance of the project.		
<b>Compliance With Comprehensive Plan Section</b> 10.2.2.C.i Ensure adequate availability and adequacy of schools and educational resources. P. 10-3		

**Discussion of Operating Budget Impact**


Appropriation Phase	Total Project	Prior Approval	Budget FY2023	5-Year Capital Plan					Balance to Complete
				FY2024	FY2025	FY2026	FY2027	FY2028	
ARCHITECT/ENGINEERING	933,000	701,000	232,000						
LAND ACQUISITION									
CONSTRUCTION	9,758,000	7,430,000	2,328,000						
DEMOLITION									
INSPECTION/PROJ. MGMT.	20,000	10,000	10,000						
UTILITIES	30,000	15,000	15,000						
EQUIPMENT	500,000	223,000	277,000						
<b>TOTAL COSTS</b>	<b>11,241,000</b>	<b>8,379,000</b>	<b>2,862,000</b>						

**Funding Schedule**

	FY2023	FY2024	FY2025	FY2026	FY2027	FY2028
BONDS	5,705,000	2,843,000	2,862,000			
TRANSFER TAXES						
IMPACT FEES						
PAY-GO	47,000	47,000				
STATE FUNDS	5,489,000	5,489,000				
FEDERAL FUNDS						
OTHER SOURCES						
<b>TOTAL FUNDS</b>	<b>11,241,000</b>	<b>8,379,000</b>	<b>2,862,000</b>			

**Operating Impacts**


	FY2023	FY2024	FY2025	FY2026	FY2027	FY2028
STAFFING -FTEs						
PERSONAL SERVICES COSTS						
CONTRACTED SERVICES						
SUPPLIES & MATERIALS						
UTILITIES						
FURNITURE & EQUIPMENT						
OTHER						
<b>TOTAL COSTS</b>						

<b>Project Title</b> Piney Point Elementary School - HVAC Systemic Renovation	<b>Project Number</b> PS-2201	<b>Classification</b> St. Mary's County Public Schools
<b>Project Description</b> This project is for the replacement of the HVAC system for the building, last updated in 1993. At the time of completion of the project, the system will be 30 years old. Maintenance monitors the system and provides repairs on an as-needed basis, pending the replacement. Local funds were allocated in FY 2022 for completion of a study and partial design in advance of the project.		 <p data-bbox="805 751 1516 863"> <b>Compliance With Comprehensive Plan Section</b>                      10.2.2.C.i Ensure adequate availability and adequacy of schools and educational resources. P. 10-3                 </p>
<b>Discussion of Operating Budget Impact</b>		

Appropriation Phase	Total Project	Prior Approval	Budget	5-Year Capital Plan					Balance to Complete
				FY2023	FY2024	FY2025	FY2026	FY2027	
ARCHITECT/ENGINEERING	494,000	40,000	454,000						
LAND ACQUISITION									
CONSTRUCTION	5,368,000		47,000	4,823,000	498,000				
DEMOLITION									
INSPECTION/PROJ. MGMT	10,000			10,000					
UTILITIES	15,000			15,000					
EQUIPMENT									
OTHER									
<b>TOTAL COSTS</b>	<b>5,887,000</b>	<b>40,000</b>	<b>501,000</b>	<b>4,848,000</b>	<b>498,000</b>				

Funding Schedule									
BONDS	2,498,000			2,000,000	498,000				
TRANSFER TAXES	40,000	40,000							
IMPACT FEES									
PAY-GO	501,000		501,000						
STATE FUNDS	2,848,000			2,848,000					
FEDERAL FUNDS									
OTHER SOURCES									
<b>TOTAL FUNDS</b>	<b>5,887,000</b>	<b>40,000</b>	<b>501,000</b>	<b>4,848,000</b>	<b>498,000</b>				

Operating Impacts	FY2023	FY2024	FY2025	FY2026	FY2027	FY2028
STAFFING -FTEs						
PERSONAL SERVICE COSTS						
CONTRACTED SERVICES						
SUPPLIES AND MATERIALS						
OTHER						
<b>TOTAL COSTS</b>						

<b>Project Title</b> Relocatables for Various Sites	<b>Project Number</b> PS-1403	<b>Classification</b> St. Mary's County Public Schools
<b>Project Description</b> Based on current and projected enrollment, this project is to provide relocatable classrooms to meet the capacity needs at various locations. The current and projected enrollments are evaluated, both in the fall and the spring, to identify which schools will need relocatables for the following year. Based on the availability of funding in July of each year, relocatables relocated and/or purchased during the summer will not be available for use at the opening of school in August of each year due to the amount of time necessary for construction. This project provides for the relocation of several relocatables or the purchase of two (2) double classroom units annually in FY 2023 - FY 2024, as determined in the spring of each year, based on actual and projected enrollment. The intention of the school system is to design and place units so that they are available for August of each year, which requires design funding to be funded a year prior to installation.		
<b>Compliance With Comprehensive Plan Section</b> 10.2.2.C.i Ensure adequate availability and adequacy of schools and educational resources. P. 10-3		
<b>Discussion of Operating Budget Impact</b> There will be no change in staffing based on the increased square footage.		


Appropriation Phase	Total Project	Prior Approval	Budget	5-Year Capital Plan					Balance to Complete
			FY2023	FY2024	FY2025	FY2026	FY2027	FY2028	
ARCHITECT/ENGINEERING	238,000	194,000	22,000	22,000					
CONSTRUCTION	2,979,700	2,321,700	329,000	329,000					
DEMOLITION									
INSPECTION/ PROJ. MGMT	72,500	57,500	7,500	7,500					
UTILITIES	117,500	92,500	12,500	12,500					
EQUIPMENT	98,000	70,000	14,000	14,000					
OTHER									
<b>TOTAL COSTS</b>	<b>3,505,700</b>	<b>2,735,700</b>	<b>385,000</b>	<b>385,000</b>					

**Funding Schedule**

BONDS									
TRANSFER TAXES	1,965,700	1,965,700							
IMPACT FEES	1,540,000	770,000	385,000	385,000					
PAY-GO									
STATE FUNDS									
FEDERAL FUNDS									
OTHER SOURCES									
<b>TOTAL FUNDS</b>	<b>3,505,700</b>	<b>2,735,700</b>	<b>385,000</b>	<b>385,000</b>					

**Operating Impacts**


	FY2023	FY2024	FY2025	FY2026	FY2027	FY2028
STAFFING -FTEs						
PERSONAL SERVICES COSTS						
CONTRACTED SERVICES						
SUPPLIES & MATERIALS						
UTILITIES						
FURNITURE & EQUIPMENT						
OTHER						
<b>TOTAL COSTS</b>						

<b>Project Title</b> Ridge Elementary School - HVAC Systemic Renovation	<b>Project Number</b> PS-2602	<b>Classification</b> St. Mary's County Public Schools
<b>Project Description</b> This project is for the replacement of the HVAC system for the building, last updated in 2001. At the time of completion of the project, the system will be 27 years old. Maintenance monitors the system and provides repairs on an as-needed basis, pending the replacement. Local funds are being requested in FY 2026 for completion of a study to assist with development of the project scope in advance of the project.		 <p data-bbox="805 751 1513 863"> <b>Compliance With Comprehensive Plan Section</b>                      10.2.2.C.i Ensure adequate availability and adequacy of schools and educational resources. P. 10-3                 </p>
<b>Discussion of Operating Budget Impact</b>		

Appropriation Phase	Total Project	Prior Approval	Budget	5-Year Capital Plan					Balance to Complete
			FY2023	FY2024	FY2025	FY2026	FY2027	FY2028	
ARCHITECT/ENGINEERING	40,000						40,000		
LAND ACQUISITION									
CONSTRUCTION									
DEMOLITION									
INSPECTION/PROJ. MGMT									
UTILITIES									
EQUIPMENT									
OTHER									
<b>TOTAL COSTS</b>	<b>40,000</b>						<b>40,000</b>		

Funding Schedule									
BONDS									
TRANSFER TAXES	40,000					40,000			
IMPACT FEES									
PAY-GO									
STATE FUNDS									
FEDERAL FUNDS									
OTHER SOURCES									
<b>TOTAL FUNDS</b>	<b>40,000</b>					<b>40,000</b>			


Operating Impacts	FY2023	FY2024	FY2025	FY2026	FY2027	FY2028
STAFFING -FTEs						
PERSONAL SERVICE COSTS						
CONTRACTED SERVICES						
OTHER						
<b>TOTAL COSTS</b>						

<b>Project Title</b> Town Creek Elementary School - HVAC Systemic Renovation	<b>Project Number</b> PS-2104	<b>Classification</b> St. Mary's County Public Schools
<b>Project Description</b> This project will replace the HVAC system which was installed in 1999 and is currently 22 years old. The system includes several roof top units, hot water boilers, exhaust fans, and a reciprocating chiller serving one air handling unit and 20 unitary devices, and 3 or 4 split systems. The reciprocating chiller was replaced in the summer of 2020 due to periodic failures during the preceding two years, coupled with the absence of replacement parts available from the manufacturer or aftermarket providers. The remaining roof top units, unitary units, and split systems have presented their own operational challenges over the past years. Although parts are still available from aftermarket providers to repair these units, the reliability and frequency of failures has increased. This project includes the refurbishment of the HVAC controls as well. A study and partial design were completed in advance of the project with local funds allocated in FY 2021.		<b>Compliance With Comprehensive Plan Section</b> 10.2.2.C.i Ensure adequate availability and adequacy of schools and educational resources. P. 10-3
<b>Discussion of Operating Budget Impact</b>		

Appropriation Phase	Total Project	Prior Approval	Budget	5-Year Capital Plan					Balance to Complete
				FY2023	FY2024	FY2025	FY2026	FY2027	
ARCHITECT/ENGINEERING	290,000	290,000							
LAND ACQUISITION									
CONSTRUCTION	4,304,000	53,000	4,251,000						
DEMOLITION									
INSPECTION/PROJ. MGMT	10,000		10,000						
UTILITIES	15,000		15,000						
EQUIPMENT									
OTHER									
<b>TOTAL COSTS</b>	<b>4,619,000</b>	<b>343,000</b>	<b>4,276,000</b>						

Funding Schedule									
BONDS	2,163,000	319,000	1,844,000						
TRANSFER TAXES	24,000	24,000							
IMPACT FEES									
PAY-GO									
STATE FUNDS	2,432,000		2,432,000						
FEDERAL FUNDS									
OTHER SOURCES									
<b>TOTAL FUNDS</b>	<b>4,619,000</b>	<b>343,000</b>	<b>4,276,000</b>						

Operating Impacts	FY2023	FY2024	FY2025	FY2026	FY2027	FY2028
STAFFING -FTEs						
PERSONAL SERVICE COSTS						
CONTRACTED SERVICES						
OTHER						
<b>TOTAL COSTS</b>						

<b>Project Title</b> Town Creek Elementary School - Roof Pre-Design Study	<b>Project Number</b> PS-2802	<b>Classification</b> St. Mary's County Public Schools
<b>Project Description</b> As part of the annual review and update of the CMP, the roof replacement projects are reviewed. This future State project will replace approximately 35,498 square feet of the existing roof. Maintenance monitors the roof and provides repairs on an as-needed basis, pending the roof replacement. Local funds are being requested in FY 2028 for completion of a study to assist with project scope development in advance of the project.		 <p data-bbox="805 751 1516 863"> <b>Compliance With Comprehensive Plan Section</b>                      10.2.2.C.i Ensure adequate availability and adequacy of schools and educational resources. P. 10-3                 </p>
<b>Discussion of Operating Budget Impact</b>		

Appropriation Phase	Total Project	Prior Approval	Budget	5-Year Capital Plan					Balance to Complete
				FY2023	FY2024	FY2025	FY2026	FY2027	
ARCHITECT/ENGINEERING	40,000								40,000
LAND ACQUISITION									
CONSTRUCTION									
DEMOLITION									
INSPECTION/PROJ. MGMT									
UTILITIES									
EQUIPMENT									
OTHER									
<b>TOTAL COSTS</b>	<b>40,000</b>								<b>40,000</b>

Funding Schedule									
BONDS									
TRANSFER TAXES	40,000								40,000
PAY-GO									
IMPACT FEES - SCHOOLS									
STATE FUNDS									
FEDERAL FUNDS									
OTHER SOURCES									
<b>TOTAL FUNDS</b>	<b>40,000</b>								<b>40,000</b>

Operating Impacts	FY2023	FY2024	FY2025	FY2026	FY2027	FY2028
STAFFING -FTEs						
PERSONAL SERVICE COSTS						
CONTRACTED SERVICES						
OTHER						
<b>TOTAL COSTS</b>						